


2008 SEASON IN REVIEW



Seniors Noris Malele (left) and Rulon Davis carry the Stanford Axe after Cal's 37-16 victory over its Bay Area rival in the 111th Big Game at Memorial Stadium.

2008 STATISTICS

2008 FINAL RESULTS

| Date | Opponent | Score | Overall Conf. | | Time | Attend |
|-------|--------------------|---------|---------------|------|------|--------|
| | | | Rec. | Rec. | | |
| 8-30 | MICHIGAN ST. | W 38-31 | 1-0 | 0-0 | 3:38 | 62956 |
| 9-6 | at Washington St.* | W 66-3 | 2-0 | 1-0 | 3:12 | 27906 |
| 9-13 | at Maryland | 27-35 L | 2-1 | 1-0 | 3:25 | 49527 |
| 9-27 | COLORADO ST. | W 42-7 | 3-1 | 1-0 | 3:05 | 63970 |
| 10-4 | ARIZONA STATE* | W 24-14 | 4-1 | 2-0 | 3:11 | 58302 |
| 10-18 | at Arizona* | 27-42 L | 4-2 | 2-1 | 3:26 | 48372 |
| 10-25 | UCLA* | W 41-20 | 5-2 | 3-1 | 3:33 | 64653 |
| 11-1 | OREGON* | W 26-16 | 6-2 | 4-1 | 3:35 | 61432 |
| 11-8 | at USC* | 3-17 L | 6-3 | 4-2 | 3:09 | 88523 |
| 11-15 | at Oregon State* | 21-34 L | 6-4 | 4-3 | 3:23 | 45969 |
| 11-22 | STANFORD* | W 37-16 | 7-4 | 5-3 | 3:07 | 70086 |
| 12-6 | WASHINGTON* | W 48-7 | 8-4 | 6-3 | 3:03 | 50038 |

* indicates conference game

| TEAM STATISTICS | CAL | OPP |
|------------------------------|------------|------------|
| SCORING..... | 400 | 242 |
| Points Per Game..... | 33.3 | 20.2 |
| FIRST DOWNS..... | 219 | 212 |
| Rushing..... | 88 | 90 |
| Passing..... | 108 | 104 |
| Penalty..... | 23 | 18 |
| RUSHING YARDAGE..... | 2204 | 1470 |
| Yards gained rushing..... | 2551 | 1901 |
| Yards lost rushing..... | 347 | 431 |
| Rushing Attempts..... | 405 | 463 |
| Average Per Rush..... | 5.4 | 3.2 |
| Average Per Game..... | 183.7 | 122.5 |
| TDs Rushing..... | 20 | 16 |
| PASSING YARDAGE..... | 2346 | 2315 |
| Att-Comp-Int..... | 376-199-10 | 391-198-23 |
| Average Per Pass..... | 6.2 | 5.9 |
| Average Per Catch..... | 11.8 | 11.7 |
| Average Per Game..... | 195.5 | 192.9 |
| TDs Passing..... | 24 | 10 |
| TOTAL OFFENSE..... | 4550 | 3785 |
| Total Plays..... | 781 | 854 |
| Average Per Play..... | 5.8 | 4.4 |
| Average Per Game..... | 379.2 | 315.4 |
| KICK RETURNS: # YARDS..... | 39-831 | 64-1323 |
| PUNT RETURNS: # YARDS..... | 38-448 | 22-276 |
| INT RETURNS: # YARDS..... | 23-418 | 10-184 |
| KICK RETURN AVERAGE..... | 21.3 | 20.7 |
| PUNT RETURN AVERAGE..... | 11.8 | 12.5 |
| INT RETURN AVERAGE..... | 18.2 | 18.4 |
| FUMBLES-LOST..... | 15-8 | 27-9 |
| PENALTIES-YARDS..... | 75-639 | 72-617 |
| Average Per Game..... | 53.2 | 51.4 |
| PUNTS-YARDS..... | 69-2905 | 73-2998 |
| Average Per Punt..... | 42.1 | 41.1 |
| Net punt average..... | 36.4 | 33.6 |
| TIME OF POSSESSION/GAME..... | 29:22 | 30:30 |
| 3RD-DOWN CONVERSIONS..... | 45/148 | 54/178 |
| 3rd-Down Pct..... | 30% | 30% |
| 4TH-DOWN CONVERSIONS..... | 4/12 | 5/20 |
| 4th-Down Pct..... | 33% | 25% |
| SACKS BY-YARDS..... | 33-243 | 25-183 |
| MISC YARDS..... | 75 | 4 |
| TOUCHDOWNS SCORED..... | 51 | 31 |
| FIELD GOALS-ATTEMPTS..... | 14-19 | 9-16 |
| ON-SIDE KICKS..... | 0-3 | 1-3 |
| RED-ZONE SCORES..... | 39-47 83% | 27-41 66% |
| RED-ZONE TOUCHDOWNS..... | 28-47 60% | 19-41 46% |
| PAT-ATTEMPTS..... | 50-50 100% | 29-30 97% |
| ATTENDANCE..... | 431437 | 260297 |
| Games/Avg Per Game..... | 7/61634 | 5/52059 |
| Neutral Site Games..... | | 0/0 |



Kevin Riley threw for 1,360 yards and 14 touchdowns during the regular season.



Linebacker Anthony Felder led the team during the regular season with 89 tackles, including 37 solo tackles and five tackles for loss.

| SCORE BY QUARTERS | 1st | 2nd | 3rd | 4th | Total |
|-------------------|-----|-----|-----|-----|-------|
| California..... | 94 | 124 | 78 | 104 | 400 |
| Opponents..... | 40 | 58 | 79 | 65 | 242 |

| RUSHING | G | Att | Gain | Loss | Net | Avg | TD | Long | Avg/G |
|-----------------|----------|------------|-------------|-------------|------------|------------|-----------|-------------|--------------|
| BEST, Jahvid | 11 | 174 | 1459 | 65 | 1394 | 8.0 | 13 | 86 | 126.7 |
| VEREEN, Shane | 12 | 134 | 713 | 34 | 679 | 5.1 | 4 | 81 | 56.6 |
| SLOCUM, Tracy | 11 | 22 | 132 | 7 | 125 | 5.7 | 1 | 24 | 11.4 |
| ROSS, Jeremy | 12 | 9 | 72 | 10 | 62 | 6.9 | 0 | 41 | 5.2 |
| GEURTS, Peter | 3 | 7 | 48 | 1 | 47 | 6.7 | 0 | 27 | 15.7 |
| TA'UFO'OU, Will | 11 | 4 | 26 | 0 | 26 | 6.5 | 0 | 21 | 2.4 |
| MANSION, Brock | 3 | 3 | 13 | 0 | 13 | 4.3 | 1 | 7 | 4.3 |
| YOUNG, Sean | 10 | 1 | 2 | 0 | 2 | 2.0 | 0 | 2 | 0.2 |
| BOATENG, Nyan | 12 | 1 | 0 | 0 | 0 | 0.0 | 0 | 0 | 0.0 |
| TYNDALL, John | 10 | 1 | 0 | 1 | -1 | -1.0 | 0 | 0 | -0.1 |
| WILLIAMS, W. | 12 | 1 | 0 | 2 | -2 | -2.0 | 0 | 0 | -0.2 |
| TEAM | 11 | 11 | 0 | 24 | -24 | -2.2 | 0 | 0 | -2.2 |
| RILEY, Kevin | 11 | 30 | 86 | 142 | -56 | -1.9 | 1 | 27 | -5.1 |
| LONGSHORE, Nate | 11 | 7 | 0 | 61 | -61 | -8.7 | 0 | 0 | -5.5 |
| Total | 12 | 405 | 2551 | 347 | 2204 | 5.4 | 20 | 86 | 183.7 |
| Opponents | 12 | 463 | 1901 | 431 | 1470 | 3.2 | 16 | 59 | 122.5 |

| PASSING | G | Effic | C-A-Int | Pct | Yds | TD | Lng | Avg/G |
|-----------------|----------|--------------|----------------|------------|------------|-----------|------------|--------------|
| RILEY, Kevin | 11 | 117.85 | 112-221-6 | 50.7 | 1360 | 14 | 59 | 123.6 |
| LONGSHORE, Nate | 11 | 127.85 | 83-143-4 | 58.0 | 930 | 9 | 50 | 84.5 |
| MANSION, Brock | 3 | 86.40 | 3-6-0 | 50.0 | 26 | 0 | 10 | 8.7 |
| TEAM | 11 | 0.00 | 0-4-0 | 0.0 | 0 | 0 | 0 | 0.0 |
| ROSS, Jeremy | 12 | 682.00 | 1-1-0 | 100.0 | 30 | 1 | 30 | 2.5 |
| VEREEN, Shane | 12 | 0.00 | 0-1-0 | 0.0 | 0 | 0 | 0 | 0.0 |
| Total | 12 | 121.08 | 199-376-10 | 52.9 | 2346 | 24 | 59 | 195.5 |
| Opponents | 12 | 97.05 | 198-391-23 | 50.6 | 2315 | 10 | 63 | 192.9 |

| RECEIVING | G | No. | Yds | Avg | TD | Long | Avg/G |
|------------------|----------|------------|------------|------------|-----------|-------------|--------------|
| BEST, Jahvid | 11 | 27 | 246 | 9.1 | 1 | 42 | 22.4 |
| BOATENG, Nyan | 12 | 26 | 412 | 15.8 | 5 | 53 | 34.3 |
| MORRAH, Cameron | 12 | 26 | 324 | 12.5 | 8 | 50 | 27.0 |
| VEREEN, Shane | 12 | 25 | 214 | 8.6 | 1 | 59 | 17.8 |
| TUCKER, Verran | 9 | 20 | 288 | 14.4 | 3 | 35 | 32.0 |
| CUNNINGHAM, L. | 12 | 18 | 276 | 15.3 | 1 | 35 | 23.0 |
| YOUNG, Sean | 10 | 17 | 192 | 11.3 | 1 | 42 | 19.2 |
| ROSS, Jeremy | 12 | 15 | 201 | 13.4 | 2 | 29 | 16.8 |
| CALVIN, Michael | 5 | 8 | 103 | 12.9 | 0 | 23 | 20.6 |
| TA'UFO'OU, Will | 11 | 7 | 27 | 3.9 | 1 | 5 | 2.5 |
| SMITH, Tad | 12 | 3 | 23 | 7.7 | 1 | 9 | 1.9 |
| SLOCUM, Tracy | 11 | 2 | 0 | 0.0 | 0 | 2 | 0.0 |
| SMITH, Zach | 8 | 1 | 10 | 10.0 | 0 | 10 | 1.2 |
| GLOVER, Drew | 3 | 1 | 9 | 9.0 | 0 | 9 | 3.0 |
| JONES, Marvin | 6 | 1 | 8 | 8.0 | 0 | 8 | 1.3 |
| STROUD, Alex | 1 | 1 | 7 | 7.0 | 0 | 7 | 7.0 |
| RILEY, Kevin | 11 | 1 | 6 | 6.0 | 0 | 6 | 0.5 |
| Total | 12 | 199 | 2346 | 11.8 | 24 | 59 | 195.5 |
| Opponents | 12 | 198 | 2315 | 11.7 | 10 | 63 | 192.9 |



Syd'Quan Thompson

| PUNT RETURNS | No. | Yds | Avg | TD | Long |
|---------------------|------------|------------|------------|-----------|-------------|
| THOMPSON, S. | 28 | 344 | 12.3 | 1 | 73 |
| YOUNG, Sean | 8 | 38 | 4.8 | 0 | 15 |
| KENDRICKS, M. | 1 | 26 | 26.0 | 0 | 0 |
| JOHNSON, Brett | 1 | 5 | 5.0 | 0 | 0 |
| NNABUIFE, B. | 0 | 35 | 0.0 | 2 | 30 |
| Total | 38 | 448 | 11.8 | 3 | 73 |
| Opponents | 22 | 276 | 12.5 | 1 | 56 |

| INTERCEPTIONS | No. | Yds | Avg | TD | Long |
|----------------------|------------|------------|------------|-----------|-------------|
| THOMPSON, S. | 4 | 128 | 32.0 | 0 | 90 |
| CATTOUSE, Sean | 3 | 24 | 8.0 | 0 | 10 |
| HAGAN, Darian | 3 | 12 | 4.0 | 0 | 6 |
| EZEFF, Marcus | 3 | 78 | 26.0 | 1 | 69 |
| JOHNSON, Brett | 2 | 62 | 31.0 | 1 | 43 |
| MOHAMED, M. | 2 | 29 | 14.5 | 1 | 19 |
| WILLIAMS, W. | 1 | 50 | 50.0 | 0 | 50 |
| CONTE, Chris | 1 | 0 | 0.0 | 0 | 0 |
| HICKS, Bernard | 1 | 0 | 0.0 | 0 | 0 |
| YOUNG, Eddie | 1 | 17 | 17.0 | 0 | 17 |
| FELDER, Anthony | 1 | 15 | 15.0 | 0 | 15 |
| JORDAN, Cameron | 1 | 3 | 3.0 | 0 | 3 |
| Total | 23 | 418 | 18.2 | 3 | 90 |
| Opponents | 10 | 184 | 18.4 | 3 | 53 |

| KICK RETURNS | No. | Yds | Avg | TD | Long |
|---------------------|------------|------------|------------|-----------|-------------|
| ROSS, Jeremy | 17 | 337 | 19.8 | 0 | 47 |
| BEST, Jahvid | 13 | 378 | 29.1 | 0 | 54 |
| HAGAN, Darian | 3 | 68 | 22.7 | 0 | 28 |
| SLOCUM, Tracy | 2 | 8 | 4.0 | 0 | 8 |
| MOHAMED, M. | 2 | 10 | 5.0 | 0 | 6 |
| BISHOP, Devin | 1 | 15 | 15.0 | 0 | 15 |
| THOMPSON, S. | 1 | 15 | 15.0 | 0 | 15 |
| Total | 39 | 831 | 21.3 | 0 | 54 |
| Opponents | 64 | 1323 | 20.7 | 1 | 86 |

| FUMBLE RETURNS | No. | Yds | Avg | TD | Long |
|-----------------------|------------|------------|------------|-----------|-------------|
| MOHAMED, M. | 1 | 3 | 3.0 | 0 | 3 |
| FOLLETT, Zack | 0 | 0 | 0.0 | 1 | 0 |
| Total | 1 | 3 | 3.0 | 1 | 3 |
| Opponents | 0 | 0 | 0.0 | 0 | 0 |



Nyan Boateng



Jahvid Best scores one of his four touchdowns against Washington en route to rushing for a school-record 311 yards in Cal's 48-7 win.

| SCORING | TD | FGs | PATs | | | | DXP | Saf | Pts |
|-----------------|----|-------|-------|------|-----|------|-----|-----|-----|
| | | | Kick | Rush | Rcv | Pass | | | |
| BEST, Jahvid | 14 | 0-0 | 0-0 | 0-0 | 0 | 0-0 | 0 | 0 | 84 |
| MORRAH, Cameron | 8 | 0-0 | 0-0 | 0-0 | 0 | 0-0 | 0 | 0 | 48 |
| TAVECCHIO, G. | 0 | 8-11 | 22-22 | 0-0 | 0 | 0-0 | 0 | 0 | 46 |
| SEAWRIGHT, D. | 0 | 5-7 | 26-26 | 0-0 | 0 | 0-0 | 0 | 0 | 41 |
| VEREEN, Shane | 5 | 0-0 | 0-0 | 0-0 | 0 | 0-0 | 0 | 0 | 30 |
| BOATENG, Nyan | 5 | 0-0 | 0-0 | 0-0 | 0 | 0-0 | 0 | 0 | 30 |
| TUCKER, Verran | 3 | 0-0 | 0-0 | 0-0 | 0 | 0-0 | 0 | 0 | 18 |
| NNABUIFE, B. | 2 | 0-0 | 0-0 | 0-0 | 0 | 0-0 | 0 | 0 | 12 |
| ROSS, Jeremy | 2 | 0-0 | 0-0 | 0-0 | 0 | 0-0 | 0 | 0 | 12 |
| RILEY, Kevin | 1 | 0-0 | 0-0 | 0-0 | 0 | 0-0 | 0 | 0 | 6 |
| MANSION, Brock | 1 | 0-0 | 0-0 | 0-0 | 0 | 0-0 | 0 | 0 | 6 |
| FOLLETT, Zack | 1 | 0-0 | 0-0 | 0-0 | 0 | 0-0 | 0 | 0 | 6 |
| SMITH, Tad | 1 | 0-0 | 0-0 | 0-0 | 0 | 0-0 | 0 | 0 | 6 |
| TA'UFO'OU, Will | 1 | 0-0 | 0-0 | 0-0 | 0 | 0-0 | 0 | 0 | 6 |
| CUNNINGHAM, L. | 1 | 0-0 | 0-0 | 0-0 | 0 | 0-0 | 0 | 0 | 6 |
| YOUNG, Sean | 1 | 0-0 | 0-0 | 0-0 | 0 | 0-0 | 0 | 0 | 6 |
| THOMPSON, S. | 1 | 0-0 | 0-0 | 0-0 | 0 | 0-0 | 0 | 0 | 6 |
| JOHNSON, Brett | 1 | 0-0 | 0-0 | 0-0 | 0 | 0-0 | 0 | 0 | 6 |
| SLOCUM, Tracy | 1 | 0-0 | 0-0 | 0-0 | 0 | 0-0 | 0 | 0 | 6 |
| EZEFF, Marcus | 1 | 0-0 | 0-0 | 0-0 | 0 | 0-0 | 0 | 0 | 6 |
| MOHAMED, M. | 1 | 0-0 | 0-0 | 0-0 | 0 | 0-0 | 0 | 0 | 6 |
| KAY, Jordan | 0 | 1-1 | 2-2 | 0-0 | 0 | 0-0 | 0 | 0 | 5 |
| TEAM | 0 | 0-0 | 0-0 | 0-0 | 0 | 0-0 | 0 | 1 | 2 |
| LONGSHORE, Nate | 0 | 0-0 | 0-0 | 0-0 | 0 | 0-1 | 0 | 0 | 0 |
| Total | 51 | 14-19 | 50-50 | 0-0 | 0 | 0-1 | 0 | 1 | 400 |
| Opponents | 31 | 9-16 | 29-30 | 0-1 | 0 | 0-0 | 0 | 0 | 242 |

| PUNTING | No. | Yds | Avg | Long | TB | FC | I20 | Blkd |
|--------------|-----|------|------|------|----|----|-----|------|
| | | | | | | | | |
| ANGER, Bryan | 66 | 2881 | 43.7 | 76 | 6 | 16 | 25 | 1 |
| TEAM | 3 | 24 | 8.0 | 24 | 0 | 0 | 0 | 2 |
| Total | 69 | 2905 | 42.1 | 76 | 6 | 16 | 25 | 3 |
| Opponents | 73 | 2998 | 41.1 | 67 | 5 | 9 | 16 | 2 |

| KICKOFFS | No. | Yds | Avg | TB | OB | Retn | Net | YdLn |
|---------------|-----|------|------|----|----|------|------|------|
| | | | | | | | | |
| TAVECCHIO, G. | 47 | 2705 | 57.6 | 1 | 4 | | | |
| SEAWRIGHT, D. | 16 | 979 | 61.2 | 0 | 3 | | | |
| KAY, Jordan | 11 | 602 | 54.7 | 0 | 1 | | | |
| Total | 74 | 4286 | 57.9 | 1 | 8 | 1323 | 39.8 | 30 |
| Opponents | 50 | 3106 | 62.1 | 8 | 1 | 831 | 42.3 | 27 |

| TOTAL OFFENSE | G | Plays | Rush | Pass | Total | Avg/G |
|-----------------|----|-------|------|------|-------|-------|
| BEST, Jahvid | 11 | 174 | 1394 | 0 | 1394 | 126.7 |
| RILEY, Kevin | 11 | 251 | -56 | 1360 | 1304 | 118.5 |
| LONGSHORE, Nate | 11 | 150 | -61 | 930 | 869 | 79.0 |
| VEREEN, Shane | 12 | 135 | 679 | 0 | 679 | 56.6 |
| SLOCUM, Tracy | 11 | 22 | 125 | 0 | 125 | 11.4 |
| ROSS, Jeremy | 12 | 10 | 62 | 30 | 92 | 7.7 |
| GEURTS, Peter | 3 | 7 | 47 | 0 | 47 | 15.7 |
| MANSION, Brock | 3 | 9 | 13 | 26 | 39 | 13.0 |
| TA'UFO'OU, Will | 11 | 4 | 26 | 0 | 26 | 2.4 |
| YOUNG, Sean | 10 | 1 | 2 | 0 | 2 | 0.2 |
| TYNDALL, John | 10 | 1 | -1 | 0 | -1 | -0.1 |
| WILLIAMS, W. | 12 | 1 | -2 | 0 | -2 | -0.2 |
| TEAM | 11 | 15 | -24 | 0 | -24 | -2.2 |
| Total | 12 | 781 | 2204 | 2346 | 4550 | 379.2 |
| Opponents | 12 | 854 | 1470 | 2315 | 3785 | 315.4 |

| FGs | FGM-A | Pct | I-19 | 20-29 | 30-39 | 40-49 | 50-99 | Lg | Blk |
|---------------|-------|-------|------|-------|-------|-------|-------|----|-----|
| SEAWRIGHT, D. | 5-7 | 71.4 | 0-0 | 4-5 | 1-1 | 0-1 | 0-0 | 37 | 1 |
| TAVECCHIO, G. | 8-11 | 72.7 | 0-0 | 3-3 | 2-3 | 3-4 | 0-1 | 42 | 0 |
| KAY, Jordan | 1-1 | 100.0 | 0-0 | 0-0 | 1-1 | 0-0 | 0-0 | 36 | 0 |

| FG SEQUENCE | California | Opponents |
|------------------|--------------|--------------|
| Michigan St. | (26) | 39,(34) |
| Washington State | (37) | (43),42 |
| Maryland | (29),(22),25 | 27 |
| Colorado St. | 41 | - |
| Arizona St. | (21) | 44 |
| Arizona | 50,(42),(40) | - |
| UCLA | (26),(42) | (23),(38) |
| Oregon | 41,(33) | (39),29 |
| USC | (35) | (27) |
| Oregon State | - | (28),(24),29 |
| Stanford | (28) | 25,(20) |
| Washington | 30,(23),(36) | - |

Numbers in (parentheses) indicate field goal was made.

| ALL PURPOSE | G | Rush | Rec | PR | KOR | IR | Tot | Avg/G |
|-----------------|----|------|------|-----|------|-----|------|-------|
| BEST, Jahvid | 11 | 1394 | 246 | 0 | 378 | 0 | 2018 | 183.5 |
| VEREEN, Shane | 12 | 679 | 214 | 0 | 0 | 0 | 893 | 74.4 |
| ROSS, Jeremy | 12 | 62 | 201 | 0 | 337 | 0 | 600 | 50.0 |
| THOMPSON, S. | 12 | 0 | 0 | 344 | 15 | 128 | 487 | 40.6 |
| BOATENG, Nyan | 12 | 0 | 412 | 0 | 0 | 0 | 412 | 34.3 |
| MORRAH, Cameron | 12 | 0 | 324 | 0 | 0 | 0 | 324 | 27.0 |
| TUCKER, Verran | 9 | 0 | 288 | 0 | 0 | 0 | 288 | 32.0 |
| CUNNINGHAM, L. | 12 | 0 | 276 | 0 | 0 | 0 | 276 | 23.0 |
| YOUNG, Sean | 10 | 2 | 192 | 38 | 0 | 0 | 232 | 23.2 |
| SLOCUM, Tracy | 11 | 125 | 0 | 0 | 8 | 0 | 133 | 12.1 |
| CALVIN, Michael | 5 | 0 | 103 | 0 | 0 | 0 | 103 | 20.6 |
| HAGAN, Darian | 12 | 0 | 0 | 0 | 68 | 12 | 80 | 6.7 |
| EZEFF, Marcus | 12 | 0 | 0 | 0 | 0 | 78 | 78 | 6.5 |
| JOHNSON, Brett | 11 | 0 | 0 | 5 | 0 | 62 | 67 | 6.1 |
| TA'UFO'OU, Will | 11 | 26 | 27 | 0 | 0 | 0 | 53 | 4.8 |
| WILLIAMS, W. | 12 | -2 | 0 | 0 | 0 | 50 | 48 | 4.0 |
| GEURTS, Peter | 3 | 47 | 0 | 0 | 0 | 0 | 47 | 15.7 |
| MOHAMED, M. | 12 | 0 | 0 | 0 | 10 | 29 | 39 | 3.2 |
| NNABUIFE, B. | 8 | 0 | 0 | 35 | 0 | 0 | 35 | 4.4 |
| KENDRICKS, M. | 11 | 0 | 0 | 26 | 0 | 0 | 26 | 2.4 |
| CATTOUSE, Sean | 10 | 0 | 0 | 0 | 0 | 24 | 24 | 2.4 |
| SMITH, Tad | 12 | 0 | 23 | 0 | 0 | 0 | 23 | 1.9 |
| YOUNG, Eddie | 11 | 0 | 0 | 0 | 0 | 17 | 17 | 1.5 |
| FELDER, Anthony | 12 | 0 | 0 | 0 | 0 | 15 | 15 | 1.2 |
| BISHOP, Devin | 10 | 0 | 0 | 0 | 15 | 0 | 15 | 1.5 |
| MANSION, Brock | 3 | 13 | 0 | 0 | 0 | 0 | 13 | 4.3 |
| SMITH, Zach | 8 | 0 | 10 | 0 | 0 | 0 | 10 | 1.2 |
| GLOVER, Drew | 3 | 0 | 9 | 0 | 0 | 0 | 9 | 3.0 |
| JONES, Marvin | 6 | 0 | 8 | 0 | 0 | 0 | 8 | 1.3 |
| STROUD, Alex | 1 | 0 | 7 | 0 | 0 | 0 | 7 | 7.0 |
| JORDAN, Cameron | 11 | 0 | 0 | 0 | 0 | 3 | 3 | 0.3 |
| TYNDALL, John | 10 | -1 | 0 | 0 | 0 | 0 | -1 | -0.1 |
| TEAM | 11 | -24 | 0 | 0 | 0 | 0 | -24 | -2.2 |
| RILEY, Kevin | 11 | -56 | 6 | 0 | 0 | 0 | -50 | -4.5 |
| LONGSHORE, Nate | 11 | -61 | 0 | 0 | 0 | 0 | -61 | -5.5 |
| Total | 12 | 2204 | 2346 | 448 | 831 | 418 | 6247 | 520.6 |
| Opponents | 12 | 1470 | 2315 | 276 | 1323 | 184 | 5568 | 464.0 |

| DEFENSE | GP | Tackles | | | TFL/Yds | QS-Yds | Int-Yds | PBU | QBH | FR-Yds | FF | Kick | Saf |
|--------------------|----|---------|-----|-------|----------|--------|---------|-----|-----|--------|----|------|-----|
| | | Solo | Ast | Total | | | | | | | | | |
| 7 FELDER, Anthony | 12 | 37 | 52 | 89 | 5.0-13 | 0.5-3 | 1-15 | . | 2 | . | 1 | . | . |
| 18 MOHAMED, M. | 12 | 49 | 31 | 80 | 6.0-22 | 3.0-16 | 2-29 | 2 | 2 | 2-3 | 1 | . | . |
| 56 FOLLETT, Zack | 12 | 50 | 28 | 78 | 19.0-105 | 8.5-72 | . | 3 | 3 | 1-0 | 4 | . | . |
| 5 THOMPSON, S. | 12 | 39 | 26 | 65 | 6.5-24 | 2.0-17 | 4-128 | 12 | . | . | . | . | . |
| 1 WILLIAMS, W. | 12 | 22 | 39 | 61 | 5.0-20 | 1.0-10 | 1-50 | 6 | . | 1-0 | . | . | . |
| 44 ALUALU, Tyson | 12 | 19 | 40 | 59 | 10.5-64 | 6.0-51 | . | 2 | 5 | . | 2 | . | . |
| 29 EZEFF, Marcus | 12 | 31 | 28 | 59 | 1.0-1 | . | 3-78 | 6 | . | 1-0 | . | . | . |
| 26 HAGAN, Darian | 12 | 35 | 13 | 48 | 2.5-4 | . | 3-12 | 15 | . | 1-0 | 1 | . | . |
| 97 JORDAN, Cameron | 11 | 23 | 21 | 44 | 9.0-27 | 4.0-17 | 1-3 | . | 2 | 1-0 | 1 | . | . |
| 25 JOHNSON, Brett | 11 | 24 | 18 | 42 | . | . | 2-62 | 3 | . | . | 1 | 1 | . |
| 9 YOUNG, Eddie | 11 | 17 | 21 | 38 | 1.5-4 | 0.5-3 | 1-17 | . | . | . | 1 | . | . |
| 76 HILL, Derrick | 12 | 3 | 23 | 26 | 1.0-1 | 0.5-1 | . | 1 | . | . | . | . | . |
| 2 HICKS, Bernard | 6 | 14 | 9 | 23 | . | . | 1-0 | 1 | . | . | . | . | . |
| 17 CONTE, Chris | 10 | 12 | 11 | 23 | 1.0-5 | . | 1-0 | 5 | . | . | . | . | . |
| 94 DAVIS, Rulon | 8 | 6 | 10 | 16 | 5.5-33 | 4.0-28 | . | 2 | 2 | . | 2 | 1 | . |
| 30 KENDRICKS, M. | 11 | 8 | 7 | 15 | 1.0-10 | 1.0-10 | . | . | . | . | . | 1 | . |
| 0C HOLT, D.J. | 11 | 9 | 5 | 14 | 1.0-1 | . | . | . | . | . | . | . | . |
| 98 KANE, Mika | 11 | 3 | 9 | 12 | 0.5-1 | . | . | . | . | . | . | . | . |
| 10 BISHOP, Devin | 10 | 4 | 7 | 11 | 0.5-1 | . | . | . | . | . | . | . | . |
| 11 CATTOUSE, Sean | 10 | 7 | 3 | 10 | . | . | 3-24 | 5 | . | . | . | . | . |
| 31 TYNDALL, John | 10 | 6 | 2 | 8 | . | . | . | . | . | . | . | . | . |
| 47 BROWNER, Keith | 12 | 3 | 5 | 8 | 1.5-10 | 1.0-9 | . | 2 | . | 1-0 | . | . | . |
| 27 AMADI, Charles | 10 | 4 | 3 | 7 | . | . | . | . | . | . | . | . | . |
| 20 BROOKS, Jesse | 10 | 4 | 2 | 6 | . | . | . | . | . | . | . | . | . |
| 43 JOHNSON, C. | 3 | 3 | 3 | 6 | . | . | . | . | . | . | . | . | . |
| 15 NNABUIFE, B. | 8 | 2 | 3 | 5 | . | . | . | 1 | . | . | . | . | . |
| 42 MCINTYRE, Shea | 11 | 4 | 1 | 5 | . | . | . | . | . | . | . | . | . |
| 37 MULLINS, Robert | 3 | 2 | 3 | 5 | . | . | . | . | . | . | . | . | . |
| 95 OWUSU, Ernest | 6 | 2 | 3 | 5 | 1.0-3 | . | . | . | . | . | . | . | . |
| 39 RUSSI, Matt | 11 | 1 | 3 | 4 | . | . | . | 1 | . | 1-0 | . | . | . |
| 0H CAMPBELL, D.J. | 9 | 4 | . | 4 | . | . | . | . | . | . | . | . | . |
| 22 SLOCUM, Tracy | 11 | 2 | 2 | 4 | . | . | . | . | . | . | . | . | . |
| 92 GUYTON, Trevor | 7 | 2 | 1 | 3 | . | . | . | . | . | . | . | . | . |
| 23 TA'UFO'OU, Will | 11 | 1 | 1 | 2 | . | . | . | . | . | . | . | . | . |
| 77 COSTANZO, M. | 7 | 1 | 1 | 2 | . | . | . | . | . | . | . | . | . |
| 0E MORRAH, Cameron | 12 | 1 | 1 | 2 | . | . | . | . | . | . | . | . | . |
| 8 BOATENG, Nyan | 12 | 1 | 1 | 2 | . | . | . | . | . | . | . | . | . |
| TM TEAM | 11 | 2 | . | 2 | 2.0-11 | 1.0-6 | . | . | . | . | 1 | . | 1 |
| 4 BEST, Jahvid | 11 | 2 | . | 2 | . | . | . | . | . | . | . | . | . |
| 1H GLOVER, Drew | 3 | 1 | . | 1 | . | . | . | . | . | . | . | . | . |
| 4D SMITH, Tad | 12 | . | 1 | 1 | . | . | . | . | . | . | . | . | . |
| 19 ANGER, Bryan | 12 | 1 | . | 1 | . | . | . | . | . | . | . | . | . |
| 2G SMITH, Zach | 8 | 1 | . | 1 | . | . | . | . | . | . | . | . | . |
| 43 JOHNSON, Ch. | 8 | . | 1 | 1 | . | . | . | . | . | . | . | . | . |
| 6 LONGSHORE, Nate | 11 | 1 | . | 1 | . | . | . | . | . | . | . | . | . |
| Total..... | 12 | 463 | 438 | 901 | 81-360 | 33-243 | 23-418 | 67 | 16 | 9-3 | 15 | 3 | 1 |
| Opponents..... | 12 | 425 | 375 | 800 | 78.0-322 | 25-183 | 10-184 | 53 | 10 | 8-0 | 11 | 3 | . |



Chris Conte



Cameron Jordan

| Game | Score | First Downs Tot Ru-Pa-Pe | | Rushing No-Yds-TD | Passing C-A-I Yds TD | Total Off. Pl-Yds | Punts No-Avg | Fum. F/L | Penalties No-Yds | 3rd Dns | Time of Poss |
|----------------|-------|-----------------------------|---------|----------------------|-------------------------|----------------------|-----------------|-------------|---------------------|------------|-----------------|
| Michigan St. | 31 | 23 | 2-16-5 | 31-81-2 | 20-48-1 | 321 1 | 79-402 | 6-31.5 | 1/0 | 8-82 | 6-of-16 27:56 |
| Cal | 38 | 22 | 7-12-3 | 36-203-2 | 20-30-2 | 264 2 | 66-467 | 5-38.4 | 0/0 | 8-75 | 4-of-10 31:51 |
| Cal | 66 | 20 | 11-7-2 | 40-391-7 | 14-24-0 | 114 1 | 64-505 | 5-39.6 | 1/1 | 8-66 | 4-of-12 28:25 |
| Washington St. | 3 | 9 | 3-4-2 | 35-57-0 | 13-30-4 | 110 0 | 65-167 | 8-41.2 | 2/0 | 6-55 | 1-of-13 31:35 |
| Cal | 27 | 26 | 3-21-2 | 23-38-0 | 33-60-1 | 423 3 | 83-461 | 4-47.2 | 1/0 | 8-75 | 2-of-11 30:38 |
| Maryland | 35 | 19 | 8-9-2 | 47-141-3 | 15-20-0 | 156 2 | 67-297 | 4-47.8 | 4/2 | 3-25 | 6-of-12 29:22 |
| Colorado St. | 7 | 19 | 11-8-0 | 30-189-1 | 18-36-3 | 226 0 | 82-351 | 7-40.4 | 0/0 | 4-30 | 7-of-18 36:03 |
| Cal | 42 | 20 | 10-9-1 | 30-189-0 | 15-26-0 | 159 3 | 56-348 | 4-43.0 | 3/2 | 4-25 | 6-of-11 23:57 |
| Arizona St. | 14 | 16 | 5-9-2 | 32-71-1 | 20-35-2 | 165 1 | 67-236 | 7-43.3 | 4/1 | 7-45 | 4-of-16 30:37 |
| Cal | 24 | 18 | 6-10-2 | 33-79-0 | 17-28-1 | 198 3 | 61-277 | 7-47.4 | 1/0 | 4-33 | 2-of-10 29:23 |
| Cal | 27 | 18 | 6-12-0 | 23-110-1 | 25-56-2 | 315 2 | 79-425 | 8-45.4 | 1-0 | 6-49 | 2-of-15 29:02 |
| Arizona | 42 | 17 | 8-9-0 | 41-179-3 | 16-27-1 | 225 2 | 68-404 | 8-46.2 | 2-1 | 0-0 | 3-of-13 29:32 |
| UCLA | 20 | 11 | 1-10-0 | 22-16-0 | 19-41-4 | 237 1 | 63-253 | 6-50.2 | 0-0 | 10-74 | 5-of-17 25:35 |
| Cal | 41 | 18 | 9-7-2 | 42-232-1 | 11-22-0 | 153 2 | 64-385 | 7-33.6 | 1-0 | 8-65 | 4-of-13 34:25 |
| Oregon | 16 | 21 | 16-3-2 | 50-206-2 | 11-32-2 | 84 0 | 82-290 | 6-47.7 | 1-1 | 4-36 | 4-of-18 25:12 |
| Cal | 26 | 16 | 4-9-3 | 40-132-1 | 20-39-1 | 216 2 | 79-348 | 7-39.1 | 4-4 | 9-85 | 7-of-19 34:48 |
| Cal | 3 | 13 | 1-8-4 | 27-26-0 | 15-31-1 | 138 0 | 57-165 | 7-40.3 | 0-0 | 8-50 | 5-of-14 30:48 |
| USC | 17 | 22 | 10-12-0 | 36-173-0 | 18-30-0 | 238 2 | 66-411 | 5-27.6 | 4-1 | 10-105 | 4-of-11 29:12 |
| Cal | 21 | 11 | 6-5-0 | 30-85-1 | 12-27-1 | 147 2 | 57-232 | 8-40.8 | 2-1 | 5-49 | 2-of-13 25:14 |
| Oregon St. | 34 | 20 | 12-6-2 | 42-194-2 | 14-28-1 | 145 0 | 70-339 | 6-38.5 | 3-0 | 7-60 | 4-of-13 34:46 |
| Stanford | 16 | 23 | 7-14-2 | 37-123-1 | 23-39-3 | 312 1 | 75-435 | 4-34.0 | 1-1 | 7-54 | 4-of-13 33:29 |
| Cal | 37 | 17 | 10-4-3 | 38-287-2 | 7-11-1 | 101 3 | 50-388 | 4-60.2 | 0-0 | 3-25 | 3-of-9 26:31 |
| Washington | 7 | 12 | 7-4-1 | 44-104-1 | 11-25-2 | 96 0 | 69-200 | 6-40.0 | 5-2 | 6-51 | 6-of-17 29:50 |
| Cal | 48 | 20 | 15-4-1 | 44-431-5 | 10-22-0 | 118 1 | 66-549 | 3-33.7 | 1-0 | 4-50 | 4-of-11 30:10 |

Red Zone Statistics

| | Times In RZ | Times Scored | Total Pts | TDs | Rush TDs | Pass TDs | FGs Made | Failed to score inside RZ | | | | | |
|------------------|----------------|-----------------|--------------|-----|-------------|-------------|-------------|---------------------------|-------|-----|------|------|------|
| | | | | | | | | FGA | Downs | Int | Fumb | Half | Game |
| California | 47 | 39 | 228 | 28 | 9 | 19 | 11 | 2 | 0 | 2 | 2 | 2 | 0 |
| 39 of 47 (83.0%) | | | | | | | | | | | | | |
| Opponents | 41 | 27 | 155 | 19 | 15 | 4 | 8 | 5 | 3 | 5 | 1 | 0 | 0 |
| 27 of 41 (65.9%) | | | | | | | | | | | | | |

Turnover Statistics

| | Total TO's | INT | Fumb | Points Scored Total | Off TD | Turnovers FG |
|------------|---------------|-----|------|------------------------|-----------|-----------------|
| California | 18 | 10 | 8 | 118 | 16 | 2 |
| Opponents | 32 | 23 | 9 | 35 | 5 | 0 |



Against the Huskies on Dec. 6 in Cal's regular season finale, Darian Hagan had two of Cal's 23 interceptions in 2008.

Rushing

| Att-Yds-TD | #4 Best | #34 Vereen | #23 Ta'ufou'ou | #22 Slocum | #13 Riley | #38 Geurts | #3 Ross |
|------------------|----------|------------|----------------|------------|-----------|------------|----------|
| Michigan State | 24-111-1 | 9-101-1 | 0-0-0 | 0-0-0 | 1-(-4)-0 | 0-0-0 | 0-0-0 |
| Washington State | 14-200-3 | 9-80-1 | 1-1-0 | 7-20-1 | 2-45-1 | 6-44-0 | 0-0-0 |
| Maryland | 10-25-0 | 5-23-0 | 0-0-0 | 0-0-0 | 7-(-23)-0 | dnp | 1-13-0 |
| Colorado State | 11-85-0 | 12-75-0 | 0-0-0 | 4-35-0 | 1-(-3)-0 | dnp | 1-(-1)-0 |
| Arizona State | inj | 27-93-0 | 0-0-0 | 0-0-0 | 0-0-0 | dnp | 2-(-4)-0 |
| Arizona | 16-107-1 | 4-23-0 | 0-0-0 | 0-0-0 | 2-(-5)-0 | dnp | 0-0-0 |
| UCLA | 17-115-1 | 14-99-0 | 1-0-0 | 5-34-0 | 4-(-13)-0 | dnp | 0-0-0 |
| Oregon | 16-93-0 | 21-61-1 | 0-0-0 | 0-0-0 | 0-0-0 | dnp | 0-0-0 |
| USC | 13-30-0 | 5-3-0 | 1-21-0 | 0-0-0 | 4-(-14)-0 | dnp | 1-5-0 |
| Oregon State | 15-116-1 | 6-16-0 | 0-0-0 | 0-0-0 | 6-(-41)-0 | dnp | 1-(-2)-0 |
| Stanford | 19-201-2 | 12-56-0 | 1-4-0 | 0-0-0 | 2-(-15)-0 | dnp | 2-43-0 |
| Washington | 19-311-4 | 10-49-1 | 0-0-0 | 6-36-0 | 1-17-0 | 1-3-0 | 1-8-0 |

Receiving (WRs)

| Att-Yds-TD | #88 Young | #85 Cunningham | #84 Calvin | #8 Boateng | #3 Ross | #1 Jones | #86 Tucker |
|------------------|-----------|----------------|------------|------------|---------|----------|------------|
| Michigan State | 4-81-0 | 1-6-0 | 0-0-0 | 0-0-0 | 0-0-0 | 0-0-0 | dnp |
| Washington State | 2-23-1 | 1-13-0 | 1-12-0 | 4-44-0 | 0-0-0 | 0-0-0 | dnp |
| Maryland | 1-4-0 | 7-138-0 | 5-69-0 | 4-64-0 | 0-0-0 | 1-8-0 | 1-10-1 |
| Colorado State | 1-4-0 | 2-24-0 | 1-4-0 | 1-11-1 | 1-14-1 | dnp | 1-29-0 |
| Arizona State | 0-0-0 | 3-42-1 | 1-18-0 | 3-51-1 | 0-0-0 | dnp | dnp |
| Arizona | 6-55-0 | 2-8-0 | inj | 2-31-0 | 3-56-0 | 0-0-0 | 4-68-1 |
| UCLA | 1-4-0 | 0-0-0 | inj | 2-67-1 | 3-44-1 | 0-0-0 | 1-17-0 |
| Oregon | 1-4-0 | 0-0-0 | inj | 3-56-1 | 2-36-1 | 0-0-0 | 5-66-0 |
| USC | 0-0-0 | 0-0-0 | inj | 4-43-0 | 2-14-0 | dnp | 3-40-0 |
| Oregon State | 0-0-0 | 2-45-0 | inj | 2-36-1 | 3-30-0 | dnp | 3-28-1 |
| Stanford | 0-0-0 | 0-0-0 | inj | 0-0-0 | 0-0-0 | 0-0-0 | 1-0-0 |
| Washington | 0-0-0 | 0-0-0 | inj | 1-9-0 | 1-5-0 | 0-0-0 | 1-30-0 |

Receiving (Other)

| Att-Yds,TD | #4 Best | #5 Morrah | #34 Vereen | #23 Ta'ufou'ou | #44 Smith | #22 Slocum | #80 Miller | #27 Smith |
|------------------|---------|-----------|------------|----------------|-----------|------------|------------|-----------|
| Michigan State | 5-63-0 | 5-93-1 | 4-16-0 | 1-5-1 | 0-0-0 | 0-0-0 | 0-0-0 | 0-0-0 |
| Washington State | 1-2-0 | 0-0-0 | 2-10-0 | 0-0-0 | 0-0-0 | 2-0-0 | 0-0-0 | 1-10-0 |
| Maryland | 5-65-0 | 5-49-1 | 2-(-1)-0 | 0-0-0 | 2-17-1 | 0-0-0 | 0-0-0 | 0-0-0 |
| Colorado State | 3-27-0 | 2-23-1 | 2-19-0 | 1-4-0 | 0-0-0 | 0-0-0 | 0-0-0 | 0-0-0 |
| Arizona State | inj | 3-29-1 | 5-51-0 | 1-1-0 | 0-0-0 | 0-0-0 | 0-0-0 | 0-0-0 |
| Arizona | 4-33-0 | 3-60-1 | 1-4-0 | 0-0-0 | 0-0-0 | 0-0-0 | 0-0-0 | 0-0-0 |
| UCLA | 1-4-0 | 2-5-1 | 1-12-0 | 0-0-0 | 0-0-0 | 0-0-0 | 0-0-0 | 0-0-0 |
| Oregon | 2-2-0 | 1-5-0 | 4-25-0 | 1-3-0 | 0-0-0 | 0-0-0 | 0-0-0 | 0-0-0 |
| USC | 3-15-0 | 1-20-0 | 1-2-0 | 1-4-0 | 0-0-0 | 0-0-0 | 0-0-0 | 0-0-0 |
| Oregon State | 0-0-0 | 0-0-0 | 1-3-0 | 1-5-0 | 0-0-0 | 0-0-0 | 0-0-0 | 0-0-0 |
| Stanford | 3-35-1 | 1-1-1 | 1-59-1 | 0-0-0 | 0-0-0 | 0-0-0 | 0-0-0 | 0-0-0 |
| Washington | 0-0-0 | 3-39-1 | 1-14-0 | 1-5-0 | 0-0-0 | 0-0-0 | 0-0-0 | 0-0-0 |

Passing

| Cmp-Att-Yds-Int,TD | #13 Riley | #6 Longshore | #10 Mansion |
|--------------------|----------------|----------------|-------------|
| Michigan State | 17-24-202-0, 2 | 3-5-62-2, 0 | dnp |
| Washington State | 6-14-51-0, 1 | 7-8-53-0, 0 | 1-2-10-0, 0 |
| Maryland | 33-58-423-1, 3 | 0-0-0-0, 0 | dnp |
| Colorado State | 6-13-59-0, 1 | 9-13-100-0, 2 | dnp |
| Arizona State | dnp | 17-28-198-1, 3 | dnp |
| Arizona | 7-19-97-1, 0 | 18-37-218-1, 2 | dnp |
| UCLA | 11-22-153-0, 2 | 0-0-0-0, 0 | dnp |
| Oregon | 7-12-80-1, 1 | 13-27-136-0, 1 | dnp |
| USC | 4-15-59-1, 0 | 11-15-79-0, 0 | dnp |
| Oregon State | 11-25-117-1, 1 | 0-0-0-0, 0 | dnp |
| Stanford | 7-11-101-1, 3 | 0-0-0-0, 0 | dnp |
| Washington | 3-7-18-0, 0 | 5-10-84-0, 1 | 2-4-16-0, 0 |

Punting

| No-Avg, In 20, In 10, TB | #19 Anger |
|--------------------------|-----------------|
| Michigan State | 4-48.0, 3, 1, 0 |
| Washington State | 5-39.6, 0, 0, 0 |
| Maryland | 4-47.2, 3, 1, 0 |
| Colorado State | 4-43.0, 1, 0, 2 |
| Arizona State | 7-47.4, 3, 3, 0 |
| Arizona | 8-48.4, 3, 2, 1 |
| UCLA | 7-39.2, 3, 0, 1 |
| Oregon | 7-39.1, 2, 1, 0 |
| USC | 7-40.3, 1, 0, 1 |
| Oregon State | 8-40.8, 1, 0, 0 |
| Stanford | 4-60.2, 3, 2, 1 |
| Washington | 3-33.3, 2, 1, 0 |

Defensive Linemen

| Solo-Ast, Big Pl. | #44 Alualu | #94 Davis | #76 Hill | #47 Browner | #98 Kane | #97 Jordan | #95 Owusu | #77 Costanzo |
|-------------------|--------------------|-------------------------|-------------|-------------|----------|--------------------|-----------|--------------|
| Michigan State | 0-3 | 0-3 | 0-1 | 1-0 | dnp | dnp | dnp | 0-0 |
| Washington State | 1-2, TFL | 0-0, BK | 0-0 | 0-1, TFL | 1-0 | 2-0, TFL | dnp | 0-0 |
| Maryland | 5-3, QS | 4-2, QS, FF | 1-3 | 0-0, FR | 0-0 | 0-2 | dnp | 0-0 |
| Colorado State | 1-3, 0.5 QS | 0-1, 0.5 QS | 0-2, PBU | 1-3, QS | 0-0 | 0-3, INT | 1-3 | 0-1 |
| Arizona State | 1-2 | inj | 0-4 | 0-1, PBU | 0-1 | 5-3, 2QS, 3TFL, FF | 0-0 | 0-0 |
| Arizona | 1-1, 0.5 QS | inj | 0-3, 0.5 QS | 1-0 | 0-0 | 1-0 | 0-0 | 0-0 |
| UCLA | 2-4, 2 QS, 2 PBU | inj | 0-3, TFL | 0-0 | 0-0 | 2-2, TFL | 0-0 | dnp |
| Oregon | 1-2, 2 TFL | inj | 0-2 | 0-0 | 0-2 | 5-6, QS, 3 TFL | 0-0 | 0-0 |
| USC | 1-2, QS, 2 TFL | 0-0 | 0-1 | 0-0 | 1-1 | 5-1, QS | dnp | 0-0 |
| Oregon State | 0-6 | 1-1, 2 TFL, QS, FF, PBU | 0-1 | 0-0 | 1-2 | 3-2, TFL | dnp | 0-0 |
| Stanford | 2-6, TFL, FF | 1-2, 2 TFL, 1.5 QS | 1-1 | 0-0 | 0-1, TFL | 0-0, FR | dnp | dnp |
| Washington | 4-6, QS, 2 TFL, FF | 0-1 | 1-2 | 0-0 | 0-1 | 1-2 | 1-0 | 1-0 |

Linebackers

| Solo-Ast, Big Pl. | #7 Felder | #1 Williams | #56 Follett | #9 Young | #18 Mohamed | #10 Bishop | #3 Holt | #30 K'dricks | #43 J'nson |
|-------------------|---------------|-----------------|----------------------|-------------|---------------------|------------|----------|--------------|------------|
| Michigan State | 3-9, TFL | 0-4, TFL | 3-5, 2 TFL | 1-3 | 1-1 | 1-1 | 0-0 | 2-0 | 0-0 |
| Washington State | 3-1 | 3-3, TFL | 2-1, TFL, QS, FR-TD | 3-1 | 3-4, 2 TFL | 1-1, TFL | 3-1 | 2-2, QS | 3-3 |
| Maryland | 4-4 | 2-5 | 4-1, QS, FF, FR, PBU | 0-2 | 1-4 | 0-0 | 2-0, TFL | 0-0 | 0-0 |
| Colorado State | 2-5, 0.5 QS | 2-4, TFL | 2-3, 2 TFL | 2-5, 0.5 QS | 3-6 | 2-2 | 0-1 | 2-0, BK | 0-0 |
| Arizona State | 3-3, TFL, FF | 2-2, PBU | 4-1, QS, FF | 1-4 | 2-3 | 0-1 | 0-0 | 0-1 | 0-0 |
| Arizona | 5-2, TFL, INT | 6-0, QS, 2 TFL | 6-1, QS | 4-0 | 7-1 | 0-0 | 0-0 | 1-0 | 0-0 |
| UCLA | 0-3, TFL | 1-1 | 3-2 | 0-1 | 9-0, QS, 2 TFL, INT | 0-0 | 0-0 | 0-0 | 0-0 |
| Oregon | 1-1 | 4-4, INT, 2 PBU | 8-3, QS, 3 TFL, PBU | 0-0 | 10-4 | 0-2 | 1-1 | 0-1 | 0-0 |
| USC | 8-2 | 0-2, FR | 4-1, TFL, FF | 0-1 | 5-2, QS, 2 TFL | 0-0 | 1-1 | 0-1 | 0-0 |
| Oregon State | 1-6 | 0-3, 0.5 TFL | 6-4, TFL, PBU | 2-1 | 2-3 2 PBU | dnp | 0-1 | 0-0 | 0-0 |
| Stanford | 5-8 | 0-7, PBU | 5-5, 5 TFL, 2.5 QS | 1-1, INT | 3-2, INT | 0-0 | 0-0 | 1-1 | 0-0 |
| Washington | 2-7 | 2-4 | 3-1, QS, 2 TFL, FF | 3-2, TFL | 3-1, QS, FF, 2 FR | 0-0 | 2-0 | 0-1 | 0-1 |


Defensive Backs

| Solo-Ast, Big Pl. | #29 Ezeff | #5 Thompson | #26 Hagan | #2 Hicks | #25 Johnson |
|-------------------|---------------|-----------------|--------------------|----------|-------------|
| Michigan State | 4-5, 2 PBU | 4-1, INT, 3 PBU | 5-1, 3 PBU | 3-1 | 1-1, BK |
| Washington State | 3-0, TFL | 1-1, 2 INT | 2-1 | 4-1, INT | 0-0, INT |
| Maryland | 2-2 | 5-1, QS, PBU | 3-0, FF | 1-4 | 1-1 |
| Colorado State | 1-2 | 5-4, QS | 3-4, INT, TFL, PBU | dnp | 2-4, INT-TD |
| Arizona State | 0-0 | 3-0, 4 PBU | 7-1, TFL, FR, PBU | dnp | 3-4, FF |
| Arizona | 5-2, FR | 1-0, PBU | 1-0, PBU | dnp | 0-0 |
| UCLA | 2-1, 2 INT | 8-2, TFL, 2 PBU | 2-1, 3 PBU | dnp | 1-0 |
| Oregon | 3-2, 2 PBU | 1-7, 2 TFL | 4-2, TFL, 3 PBU | dnp | 0-2 |
| USC | 5-3 | 3-0 | 1-2, PBU | dnp | 7-0, PBU |
| Oregon State | 0-4 | 2-3, 2 TFL, INT | 3-1, 2 PBU | 1-2 | 2-5 |
| Stanford | 3-4, INT, PBU | 3-3, PBU | 3-0 | 2-1 | inj |
| Washington | 3-2, PBU | 3-4, TFL | 1-0, 2 INT | 3-0, PBU | 1-1, 2 PBU |

| Solo-Ast, Big Pl. | #17 Conte | #27 Amadi | #15 Nnabuife | #11 Cattouse |
|-------------------|------------|-----------|--------------|---------------|
| Michigan State | 2-0 | 0-0 | 0-0, PR-TD | 0-0 |
| Washington State | 0-0 | 1-0 | 1-1, PBU | 0-0 |
| Maryland | 0-0 | 0-0 | 0-0 | 0-0 |
| Colorado State | 4-4, 2 PBU | 0-0 | 0-0, PR-TD | 0-1, PBU |
| Arizona State | 1-1, INT | 0-1 | 0-0 | 2-0, INT, PBU |
| Arizona | 0-0 | 1-0 | 0-0 | 0-0, PBU |
| UCLA | 1-0 | 0-1 | 0-0 | 0-0, INT, PBU |
| Oregon | 0-1 | 0-0 | 0-0 | 1-0, INT |
| USC | 1-0, PBU | 0-0 | dnp | dnp |
| Oregon State | 2-1, TFL | 1-0 | dnp | 1-0, PBU |
| Stanford | 1-4 | 0-1 | 0-0 | 3-2 |
| Washington | inj | 1-0 | 1-2 | 0-0 |



Cameron Jordan had this QB sack, and a total of six tackles, at USC on Nov. 8.



Marcus Ezeff returned this interception for a touchdown against UCLA.

Game-By-Game Offensive Starters

| Opponent | QB | TB | WR | WR | TE | FB | LT | LG | C | RG | RT |
|------------------|-----------|--------|--------|------------|--------|---------------|----------|-----------|------|---------|----------|
| Michigan State | Riley | Vereen | Young | Cunningham | Morrah | Ross (WR) | Teofilo | Guarnero | Mack | Malele | Schwartz |
| Washington State | Riley | Best | Young | Cunningham | Morrah | Ta'ufo'ou | Teofilo | Guarnero | Mack | Malele | Schwartz |
| Maryland | Riley | Best | Young | Cunningham | Morrah | T. Smith (TE) | Teofilo | Guarnero | Mack | Malele | Schwartz |
| Colorado State | Riley | Best | Young | Ross | Morrah | Ta'ufo'ou | Schwartz | Boskovich | Mack | Malele | Teofilo |
| Arizona State | Longshore | Vereen | Young | Boateng | Morrah | Ta'ufo'ou | Schwartz | Boskovich | Mack | Malele | Teofilo |
| Arizona | Longshore | Best | Young | Boateng | Morrah | Ta'ufo'ou | Schwartz | Boskovich | Mack | Malele | Teofilo |
| UCLA | Riley | Vereen | Tucker | Best | Morrah | Ta'ufo'ou | Schwartz | Boskovich | Mack | Malele | Teofilo |
| Oregon | Riley | Best | Tucker | Cunningham | Morrah | Ta'ufo'ou | Schwartz | Boskovich | Mack | Cheadle | Edwards |
| USC | Longshore | Best | Tucker | Boateng | Morrah | Rosse (WR) | Schwartz | Boskovich | Mack | Malele | Edwards |
| Oregon State | Riley | Best | Tucker | Boateng | Morrah | Ross (WR) | Schwartz | Boskovich | Mack | Malele | Edwards |
| Stanford | Riley | Best | Tucker | Boateng | Morrah | Ta'ufo'ou | Schwartz | Boskovich | Mack | Malele | Edwards |
| Washington | Riley | Best | Tucker | Ross | Morrah | Ta'ufo'ou | Schwartz | Boskovich | Mack | Malele | Edwards |



Cameron Morrah



Will Ta'ufo'ou

Game-By-Game Defensive Starters

| Opponent | DE | NT | DE | OLB | OLB | ILB | ILB | CB | S | S | CB |
|------------------|--------|-------|--------|---------|---------|----------|------------|----------|----------|-------|-------|
| Michigan State | Davis | Hill | Alualu | Follett | Young | Williams | Felder | Thompson | Hicks | Ezeff | Hagan |
| Washington State | Davis | Hill | Alualu | Follett | Young | Williams | Felder | Thompson | Hicks | Ezeff | Hagan |
| Maryland | Jordan | Hill | Alualu | Follett | Young | Williams | Felder | Thompson | Johnson | Ezeff | Hagan |
| Colorado State | Davis | Hill | Alualu | Follett | Young | Williams | Felder | Thompson | Johnson | Ezeff | Hagan |
| Arizona State | Jordan | Hill | Alualu | Follett | Young | Williams | Felder | Thompson | Johnson | Ezeff | Hagan |
| Arizona | Jordan | Hill | Alualu | Follett | Young | Williams | Felder | Thompson | Johnson | Ezeff | Hagan |
| UCLA | Jordan | Hill | Alualu | Follett | Young | Williams | Felder | Thompson | Johnson | Ezeff | Hagan |
| Oregon | Jordan | Kane | Alualu | Follett | Mohamed | Williams | Felder | Thompson | Johnson | Ezeff | Hagan |
| USC | Jordan | Davis | Alualu | Follett | Mohamed | Williams | Conte (CB) | Thompson | Johnson | Ezeff | Hagan |
| Oregon State | Jordan | Kane | Alualu | Follett | Mohamed | Williams | Felder | Thompson | Johnson | Ezeff | Hagan |
| Stanford | Jordan | Kane | Alualu | Follett | Mohamed | Williams | Felder | Thompson | Cattouse | Ezeff | Hagan |
| Washington | Davis | Hill | Alualu | Follett | Mohamed | Williams | Felder | Thompson | Johnson | Ezeff | Hagan |



Tyson Alualu



Worrell Williams



2008 GOLDEN BEAR TEAM AWARDS

KEN HARVEY AWARD

(player showing special academic commitment and improvement)
Bernard Hicks

EVERETT MERRIMAN AWARD

(player demonstrating a commitment to community service)
Sean Young

DINK ARTAL AWARD

(player best exemplifying Cal spirit)
Devin Bishop

MOST IMPROVED PLAYER

Worrell Williams

STUB ALLISON AWARD


(most inspirational)
Noris Malele

KEN COTTON AWARD

(most courageous player)
Defense: Anthony Felder
Offense: Nate Longshore

LIFTER OF THE YEAR

Freshman: Dominic Galas
Senior: Anthony Felder



Sean Young

SCOUT TEAM PLAYERS OF THE YEAR

Offense: Beau Sweeney & Spencer Ladner
Defense: Aaron Tipoti & Nick Rosato
Special Teams: Charles Satchell

SCHLESSINGER COACHES AWARD

(outstanding athletic ability, academic success and community service)
Alex Mack

BOB TESSIER AWARD

(most improved lineman)
Offense: Mitchell Schwartz
Defense: Rulon Davis

BRICK MULLER AWARD

(most valuable lineman)
Offense: Alex Mack
Defense: Tyson Alualu

BOB SIMMONS AWARD

(most valuable freshman)
Bryan Anger

J. SCOTT DUNCAN AWARD

(most valuable special teams player)
Mike Mohamed



Mitchell Schwartz

PAPPY WALDORF CAL COACHES AWARD

Tad Smith

ANDY SMITH AWARD

(player with the most Big C playing time)
Syd'Quan Thompson

BERKELEY BREAKFAST CLUB AWARD

(outstanding player in the Big Game)
Offense: Jahvid Best
Defense: Zack Follett

MOST VALUABLE BACK

Offense: Jahvid Best
Defense: Syd'Quan Thompson

JOE ROTH AWARD

Will Ta'ufo'ou

CORT MAJORS AWARD

(team captains)
Offense: Alex Mack
Defense: Zack Follett

BEAR BACKERS AWARD

(most valuable player as voted by team)
Offense: Alex Mack & Jahvid Best
Defense: Zack Follett




Zack Follett

2008 PACIFIC-10 RESULTS & HONORS

2008 PAC-10 STANDINGS

| | Conference | | | | | Overall | | | | | Streak |
|----------------------|------------|---|------|-----|-----|---------|----|------|-----|-----|---------|
| | W | L | Pct | Pts | Opp | W | L | Pct | Pts | Opp | |
| 1. USC | 8 | 1 | .888 | 325 | 80 | 11 | 1 | .917 | 450 | 93 | Won 8 |
| 2. Oregon | 7 | 2 | .778 | 373 | 249 | 9 | 3 | .750 | 503 | 336 | Won 3 |
| Oregon State | 7 | 2 | .778 | 307 | 217 | 8 | 4 | .667 | 394 | 300 | Lost 1 |
| 4. California | 6 | 3 | .667 | 293 | 169 | 8 | 4 | .667 | 400 | 242 | Won 1 |
| 5. Arizona | 5 | 4 | .556 | 306 | 204 | 7 | 5 | .583 | 445 | 256 | Lost 2 |
| 6. Arizona State | 4 | 5 | .444 | 214 | 209 | 5 | 7 | .417 | 274 | 272 | Won 3 |
| Stanford | 4 | 5 | .444 | 257 | 260 | 5 | 7 | .417 | 315 | 329 | Lost 3 |
| 8. UCLA | 3 | 6 | .333 | 154 | 229 | 4 | 8 | .333 | 212 | 348 | Lost 1 |
| 9. Washington State | 1 | 8 | .111 | 77 | 453 | 2 | 11 | .154 | 165 | 570 | Lost 1 |
| 10. Washington | 0 | 9 | .000 | 111 | 347 | 0 | 12 | .000 | 159 | 463 | Lost 13 |



2008 ALL-PAC-10 FOOTBALL TEAM

FIRST-TEAM OFFENSE

QB Mark Sanchez, Jr., USC
 RB Jacquizz Rodgers, Fr., Oregon State
 RB **Jahvid Best, So., California**
 WR Mike Thomas, Sr., Arizona
 WR Sammie Stroughter, Sr., Oregon State
 TE Rob Gronkowski, So., Arizona
 OL **Alex Mack, Sr., California**
 OL Andy Levitre, Sr., Oregon State
 OL Max Unger, Sr., Oregon
 OL Eben Britton, Jr., Arizona
 OL Ben Muth, Sr., Stanford
 OL Kristofer O'Dowd, So., USC

SECOND-TEAM OFFENSE

QB Willie Tuitama, Sr., Arizona
 RB Toby Gerhart, Jr., Stanford
 RB Jeremiah Johnson, Sr., Oregon
 WR Patrick Turner, Sr., USC
 WR Michael Jones, Sr., Arizona State
 TE Ed Dickson, Jr., Oregon
 TE Ryan Moya, Jr., UCLA
 OL Alex Fletcher, Sr., Stanford
 OL Adam Speer, Sr., Oregon State
 OL Fenuki Tupou, Sr., Oregon
 OL Jeff Byers, Sr., USC
 OL **Noris Malele, Sr., California**

COACH OF THE YEAR

Mike Riley, Oregon State

OFFENSIVE PLAYER OF THE YEAR

Jacquizz Rodgers, TB, Fr., Oregon State

PAT TILLMAN DEFENSIVE PLAYER OF THE YEAR

Rey Maualuga, MLB, Sr., USC

FRESHMAN OF THE YEAR

Jacquizz Rodgers, TB, Fr., Oregon State

FIRST-TEAM DEFENSE

DL Nick Reed, Sr., Oregon
 DL Fili Moala, Sr., USC
 DL Brian Price, So., UCLA
 DL Victor Butler, Sr., Oregon State
 LB Brian Cushing, Sr., USC
 LB Rey Maualuga, Sr., USC
 LB **Zack Follett, Sr., California**
 DB Kevin Ellison, Sr., USC
 DB **Syd'Quan Thompson, Jr., California**
 DB Taylor Mays, Jr., USC
 DB Jairus Byrd, Jr., Oregon
 DB Patrick Chung, Sr., Oregon

SECOND-TEAM DEFENSE

DL **Tyson Alualu, Jr., California**
 DL Daniel Te'o-Nesheim, Jr., Washington
 DL Brigham Harwell, Sr., UCLA
 DL Clay Matthews, Sr., USC
 LB Kaluka Maiava, Sr., USC
 LB Keaton Kristick, Jr., Oregon State
 LB Reggie Carter, Jr., UCLA
 DB Alterraun Verner, Jr., UCLA
 DB Brandon Hughes, Sr., Oregon State
 DB Troy Nolan, Sr., Arizona State
 DB Greg Laybourn, Sr., Oregon State
 DB Devin Ross, Jr., Arizona

FIRST-TEAM SPECIALISTS

PK David Buehler, Sr., USC
 P Aaron Perez, Sr., UCLA
 KOR James Rodgers, So., Oregon State
 PR Mike Thomas, Sr., Arizona
 ST Patrick Chung, Sr., Oregon

SECOND-TEAM SPECIALISTS

PK Kai Forbath, So., UCLA
 P **Bryan Anger, Fr., California**
 KOR Terrence Austin, Jr., UCLA
 PR Sammie Stroughter, Sr., Oregon State
 ST Wopamo Osaisai, Sr., Stanford

HONORABLE MENTION

CALIFORNIA: LB Anthony Felder; DE Cameron Jordan; LB Mike Mohamed; FB Will Ta'ufo'ou; LB Worrell Williams

2008 GAME SUMMARIES 1-2

Michigan State at California

Aug. 30, 2008 • TV: ABC • Attendance: 62,956



BERKELEY - Kevin Riley was an efficient 17-of-24 for 202 yards and two second-half touchdowns, and Shane Vereen broke loose for an 81-yard scoring run with 4:21 left to ice California's 38-31 victory over Michigan State.

Jahvid Best rushed for a career-high 111 yards (on a career-high 24 carries) and a score, while Vereen finished with 101 yards, giving the Bears two 100-backs in the same game since Marshawn Lynch and Justin Forsett did it in the 2006 Holiday Bowl.

Tight end Cameron Morrah, who led the team with 93 yards receiving, and fullback Will Ta'ufo'ou caught Riley's TD passes in a solid debut for the Golden Bears' brand-new collection of starting offensive skill players.

Michigan State's Brian Hoyer passed for 321 yards, hooking up with Mark Dell for nine catches and 202 yards. Cal's defense held one of the nation's elite running back's in check, as Javon Ringer rushed for just 81 yards on 27 carries.

Brett Johnson helped Cal get on the board first when he blocked the MSU punt, resulting in a Bryant Nnabuife scoop and score, as Cal won for the fifth time in seven openers under coach Jeff Tedford.

Anthony Felder led the Bears with 12 tackles, while Syd'Quan Thompson also had a stout performance, registering five tackles, an interception and three pass break ups.

| Score by Quarters | 1 | 2 | 3 | 4 | OT | Score |
|-------------------|---|----|---|----|----|-------|
| Michigan State | 0 | 7 | 7 | 17 | - | 31 |
| California | 7 | 10 | 7 | 14 | - | 38 |

SCORING SUMMARY

| First Quarter | Drive |
|---|-------------|
| Cal - TD Nnabuife 5 yard blocked punt return (Seawright kick), 7:32 | -- |
| Second Quarter | |
| Cal - 26 FG Seawright, 9:48 | 13-66, 7:11 |
| MSU - TD Wiley 31 yard INT return (Swenson kick), 2:30 | -- |
| Cal - TD Best 2 run (Seawright kick), 1:36 | 3-70, 0:48 |
| Third Quarter | |
| MSU - TD Ringer 1 run (Swenson kick), 10:43 | 4-12, 1:37 |
| Cal - TD Morrah 4 pass from Riley (Seawright kick), 5:58 | 8-76, 4:41 |
| Fourth Quarter | |
| MSU - TD Ringer 10 run (Swenson kick), 10:45 | 14-97, 5:06 |
| Cal - TD Ta'ufo'ou 5 pass from Riley (Seawright kick), 5:45 | 9-59, 4:53 |
| MSU - 34 FG Swenson, 4:38 | 5-59, 1:03 |
| Cal - TD Vereen 81 run (Seawright kick), 4:21 | 1-81, 0:11 |
| MSU - TD Dell 29 pass from Hoyer (Swenson kick), 3:09 | 8-64, 1:04 |

TEAM STATISTICS

| | MSU | Cal |
|-----------------------------|---------|---------|
| First Downs | 23 | 22 |
| Rush. Yards (net) | 81 | 203 |
| Passing Yards (net) | 321 | 264 |
| Passes Att-Comp-Int | 20-48-1 | 20-30-2 |
| Total Offense (Plays-Yards) | 79-402 | 66-467 |
| Fumble Returns-Yards | 0 | 0 |
| Punt Returns-Yards | 1-29 | 3-7 |
| Kickoff Returns-Yards | 7-109 | 6-118 |
| Interception Returns-Yards | 2-84 | 1-0 |
| Punts (Number-Avg) | 6-31.5 | 5-38.4 |
| Fumbles-Lost | 1-0 | 0 |
| Penalties-Yards | 8-82 | 8-67 |
| Possession Time | 27:56 | 31:51 |
| Third-Down Conversions | 6-16 | 4-10 |
| Fourth-Down Conversions | 0-1 | 0 |
| Red-Zone Scores-Chances | 3-5 | 4-5 |
| Sacks By: Number-Yards | 1-4 | 0 |

INDIVIDUAL STATISTICS

California

Rushing: Best 24-111 TD; Vereen 9-101 TD; Riley 1(-4)

Passing (C-A-TD-INT-Yds): Longshore 3-5-0-2-62; Riley 17-24-2-0-202

Receiving: Morrah 5-93 TD; Best 5-63; Young 4-81; Vereen 4-16; Cunningham 1-6; Ta'ufo'ou 1-5 TD

Tackles: Felder 3-9 TFL; Ezeff 4-5 2 PBU; Follett 3-5 1.5 TFL; Hagan 5-1 3 PBU; Thompson 4-1 3 PBU INT; Hicks 3-1; Young 1-3; Williams 0-4 TFL PBU

Michigan State

Rushing: Ringer 27-81 2 TD; Martin 1-2; Hoyer 2-1; Anderson 1(-3)


Passing (C-A-TD-INT-Yds): Hoyer 20-48-1-1-321

Receiving: Dell 9-202 TD; Cunningham 5-63; White 3-21; Gantt 2-18; Ringer 1-17

Tackles: Jones 3-5 2 TFL; Rucker 5-2 TFL; Decker 3-4 TFL; Fortener 5-1; Wiley 4-2 2 INT; Davis-Clark 4-2 TFL; Neely 2-4 QS

California at Washington State

Sept. 6, 2008 • TV: CSN West • Attendance: 27,906



Pullman, Wash. - Jahvid Best ran for 200 yards and three touchdowns as Cal blasted Washington State 66-3.

Cal produced 505 yards of total offense to help hand Washington State the biggest loss in the history of the program that dates to 1894. Best rushed 14 times for an average of 14.3 yards per carry. The 5-foot-10, 193-pound speedster earned the start by rushing for what had been a career-high 111 yards last week against Michigan State. The Bears finished with 391 yards rushing, including runs of 80 and 86 yards by Best.

Not to be overshadowed, Cal's defense was rock solid and not phased by Washington State's no-huddle, spread offense. The Cougars mustered only 167 yards of total offense, and barely preserved their string of scoring in 275 consecutive games, second longest streak in the nation after Michigan's 300 straight. They have not been shut out since 1984. Cal recorded four INTs on the day - the most in a game since 2006 against Washington.

This game was over early as Cal scored on its first three possessions and piled up 171 yards to take a 21-3 lead after one quarter. Best set the tone on the first play of the game, darting 80 yards up the middle for a 7-0 Cal lead.

| Score by Quarters | 1 | 2 | 3 | 4 | OT | Score |
|-------------------|----|----|----|----|----|-------|
| California | 21 | 21 | 10 | 14 | - | 66 |
| Washington State | 3 | 0 | 0 | 0 | - | 3 |

SCORING SUMMARY

| First Quarter | Drive |
|--|--------------|
| Cal - TD Best 80 run (Seawright kick), 14:49 | 1-80, 0:11 |
| Cal - TD S. Young 14 pass from Riley (Seawright kick), 13:29 | 2-12, 0:39 |
| Cal - TD Vereen 39 run (Seawright kick), 8:55 | 7-64, 2:21 |
| WSU - 43 FG Grasun, 6:44 | 4-(-4), 1:56 |
| Second Quarter | |
| Cal - TD Follett 68 yard blocked field goal return, 12:14 | -- |
| Cal - TD Riley 27 run (Seawright kick), 5:25 | 3-56, 1:18 |
| Cal - TD Best 5 run (Seawright kick), 2:57 | 1-5, 0:05 |
| Third Quarter | |
| Cal - TD Best 86 run (Seawright kick), 10:38 | 2-89, 0:50 |
| Cal - 37 FG Seawright, 2:56 | 11-60, 5:55 |
| Fourth Quarter | |
| Cal - TD Slocum 6 run (Seawright kick), 11:32 | 9-40, 4:22 |
| Cal - TD Mansion 1 run (Seawright kick), 6:14 | 5-27, 1:48 |

TEAM STATISTICS

| | Cal | WSU |
|-----------------------------|---------|---------|
| First Downs | 20 | 9 |
| Rush. Yards (net) | 391 | 57 |
| Passing Yards (net) | 114 | 110 |
| Passes Att-Comp-Int | 14-24-0 | 13-30-4 |
| Total Offense (Plays-Yards) | 64-505 | 65-167 |
| Fumble Returns-Yards | 0-0 | 0-0 |
| Punt Returns-Yards | 5-34 | 2-8 |
| Kickoff Returns-Yards | 0-0 | 11-298 |
| Interception Returns-Yards | 4-127 | 0-0 |
| Punts (Number-Avg) | 5-39.6 | 8-41.2 |
| Fumbles-Lost | 1-1 | 2-0 |
| Penalties-Yards | 8-66 | 6-55 |
| Possession Time | 28:25 | 31:35 |
| Third-Down Conversions | 4-12 | 1-13 |
| Fourth-Down Conversions | 1-1 | 0-2 |
| Red-Zone Scores-Chances | 5-5 | 1-3 |
| Sacks By: Number-Yards | 2-17 | 0-0 |

INDIVIDUAL STATISTICS

California

Rushing: Best 14-200 3TD; Vereen 9-80 TD; Riley 2-45 TD; Geurts 6-44; Slocum 7-20 TD; Ta'ufo'ou 1-1; Mansion 1-1 TD

Passing (C-A-TD-INT-Yds): Riley 6-14-1-0-51; Longshore 7-8-0-0-53; Mansion 1-2-0-10

Receiving: Boateng 4-44; Young 2-23 TD; Vereen 2-10; Slocum 2-0; Cunningham 1-13; Calvin 1-12; Smith 1-10; Best 1-2

Tackles: Mohamed 3-4 TFL; Hicks 4-1 INT; Williams 3-3 TFL; C. Johnson 3-3; E. Young 3-1; Holt 3-1; Felder 3-1; Thompson 1-1 2 INT

Washington State

Rushing: Ivory 5-20; Tardy 14-20; Mltz 2-14; Lopina 4-12; Staden 1-(-2); Rogers 6-(-2); Lobbstaal 3-(-5)

Passing (C-A-TD-INT-Yds): Rogers 10-21-0-2-78; Lopina 3-7-0-1-32; Lobbstaal 0-2-0-1-0

Receiving: Frischknecht 5-47; Gibson 3-30; Woodard 1-19; Anderson 1-5; Willis 1-5; Tardy 1-4; Ivory 1-0

Tackles: Dunn 4-4 TFL; Pellum 3-2; Nwachukwu 3-2 TFL; Trent 3-2 1.5 TFL PBU; Hinline 3-1; Beck 2-3 FF; Bland 3-0

2008 GAME SUMMARIES 3-4

California at Maryland

Sept. 13, 2008 • TV: ESPN2 • Attendance: 49,527



College Park, Md. - Kevin Riley's career-high 423 passing yards and three touchdowns were not enough as Maryland scored touchdowns on its first three possessions en route to a 35-27 upset of No. 23 California.

Coming off a 66-3 rout of Washington State, Cal took its first journey to the East Coast since 2001.

Riley's 58 pass attempts were individual record for Cal, while the 33 completions tied for the third-most in program history. The 423 yards also ranks third on the all-time Cal charts.

After entering the game with two receptions for 19 yards, senior LaReyelle Cunningham tallied career bests of seven catches and 138 receiving yards.

Sophomore Jahvid Best tallied 225 all-purpose yards, his third straight game with over 200 yards, despite being held to just 25 yards on 10 rushes. He also had five receptions for 65 yards and four kick returns for 135 yards, including a 54-yard return.

Senior linebacker Zack Follett forced his ninth career fumble in the third quarter while sophomore Keith Browner had his first recovery. Sophomore Darian Hagan also forced a fumble, which was recovered by Follett, the third of his career.

Freshman Marvin Jones, junior Tad Smith and junior Verran Tucker recorded their first career receptions in the fourth quarter. Tucker's first catch was a 10-yard TD reception, while Smith added a second fourth-quarter catch for a nine-yard TD.

| Score by Quarters | 1 | 2 | 3 | 4 | OT | Score |
|-------------------|----|---|---|----|----|-------|
| California | 3 | 3 | 0 | 21 | - | 27 |
| Maryland | 14 | 7 | 7 | 7 | - | 35 |

SCORING SUMMARY

| First Quarter | Drive |
|--|-------------|
| MD TD - Scott 24 run (Egekeze kick), 11:03 | 5-60, 1:55 |
| MD TD - Scott 1 run (Egekeze kick), 8:41 | 4-14, 1:40 |
| Cal 29 FG Seawright, 4:56 | 8-27, 3:35 |
| Second Quarter | |
| MD TD - Gronkowski 1 pass from Turner (Egekeze kick), 14:56 | 14-60, 5:00 |
| Cal 22 FG Seawright, 10:10 | 11-69, 4:39 |
| Third Quarter | |
| MD TD - Heyward-Bey 27 pass from Turner (Egekeze kick), 8:36 | 9-65, 4:16 |
| Fourth Quarter | |
| Cal TD - Morrah 10 pass from Riley (Seawright kick), 6:55 | 13-95, 4:50 |
| MD TD - Meggett 1 run (Egekeze kick), 6:22 | 2-39, 0:33 |
| Cal TD - T. Smith 9 pass from Riley (Seawright kick), 5:03 | 5-66, 1:14 |
| Cal TD - Tucker 10 pass from Riley (Seawright kick), 1:55 | 7-80, 1:14 |

TEAM STATISTICS

| | Cal | MD |
|-----------------------------|---------|---------|
| First Downs | 26 | 19 |
| Rush. Yards (net) | 38 | 141 |
| Passing Yards (net) | 423 | 156 |
| Passes Att-Comp-Int | 33-60-1 | 15-20-0 |
| Total Offense (Plays-Yards) | 83-461 | 67-297 |
| Fumble Returns-Yards | 0 | 0 |
| Punt Returns-Yards | 3-8 | 1-8 |
| Kickoff Returns-Yards | 5-139 | 3-38 |
| Interception Returns-Yards | 0 | 1-17 |
| Punts (Number-Avg) | 4-47.2 | 4-47.8 |
| Fumbles-Lost | 1-0 | 4-2 |
| Penalties-Yards | 8-75 | 3-25 |
| Possession Time | 30:38 | 29:22 |
| Third-Down Conversions | 2-11 | 6-12 |
| Fourth-Down Conversions | 0-2 | 0-0 |
| Red-Zone Scores-Chances | 5-6 | 3-4 |
| Sacks By: Number-Yards | 4-31 | 5-26 |

INDIVIDUAL STATISTICS

California

Rushing: Best 10-25; Vereen 5-23; Ross 1-13; Riley 7(-23)

Passing (C-A-TD-INT-Yds): Riley 33-58-3-1-423

Receiving: Cunningham 7-138; Calvin 5-69; Best 5-65; Morrah 5-49 TD; Boateng 4-64; T. Smith 2-17 TD; Vereen 2(-1); Tucker 1-10 TD; Jones 1-8; S. Young 1-4

Tackles: Alualu 5-3 QS TFL; Felder 4-4; Williams 2-5 TFL; Thompson 5-1 QS TFL PBU; Davis 4-2 QS 2 TFL FF; Follett 4-1 QS TFL FF FR; Mohamed 1-4; Hicks 1-4; Ezeff 2-2

Maryland

Rushing: Scott 19-89 2 TD; Meggett 13-82 TD; Heyward-Bey 1-9; Jackson 2-5; Green 2-0; Portis 2(-4); Team 3(-8); Turner 5(-30)

Passing (C-A-TD-INT-Yds): Turner 15-19-2-1-156; Scott 0-1-0-0

Receiving: Gronkowski 4-24 TD; Watson 3-23; Heyward-Bey 2-59 TD; Oquendo 2-24; Scott 1-13; Green 1-6; Cannon 1-4; Smith 1-3

Tackles: Philistin 6-7 TFL; McCollough 6-3; Fokou 4-2 QS 2 TFL; Carroll 3-3; Costa 3-3 1.5 QS 1.5 TFL 2 PBU; Allen 2-4 PBU; Navarre 1-4; Carter 3-0 INT 2 PBU

Colorado State at California

Sept. 27, 2008 • TV: CSN West • Attendance: 63,970



BERKELEY - Syd'Quan Thompson returned a punt 73 yards for a touchdown and California also scored on a blocked punt and interception return en route to a 42-7 victory over Colorado State.

The victory by the Golden Bears helped Cal get back on track after losing its previous game 35-27 at Maryland. A week off and the big plays on special teams and defense made sure the Bears ended their nonconference season with a win.

The big plays in this game for Cal came on defense and special teams. The Bears lost two early fumbles by Jahvid Best and Shane Verren, but capitalized on the other facets of the game to dominate the Rams.

Midway through the first quarter, Anthony Hartz went back to punt and Mychal Kendricks bowled into blocker Jeff Horineck to block the kick. Bryant Nnabuife scooped it up and went 30 yards for the score that made it 7-0 with 4:45 left in the first quarter.

Two plays later, Worrell Williams hit Billy Farris as he was throwing the ball. Brett Johnson intercepted the wobbly pass and ran it back 43 yards for another score.

The Bears offense finally got into the act late in the half when Kevin Riley hit Nyan Boateng on an 11-yard score with 1:11 to play.

After Colorado State was stopped on the opening possession of the second half, Thompson fielded the punt on a bounce at the 27. He spun out of a tackle attempt and ran up the sideline before coasting in for the 73-yard score that made it 28-0.

Cal intercepted two more passes in the second half, including one by defensive lineman Cameron Jordan on a halfback option pass by Kyle Bell.

| Score by Quarters | 1 | 2 | 3 | 4 | OT | Score |
|-------------------|----|---|---|----|----|-------|
| Colorado State | 0 | 0 | 0 | 7 | - | 7 |
| California | 14 | 7 | 7 | 14 | - | 42 |

SCORING SUMMARY

| First Quarter | Drive |
|---|------------|
| Cal TD - Nnabuife 30 blocked punt return (Seawright kick), 4:54 | -- |
| Cal TD - B. Johnson 43 INT return (Seawright kick), 4:06 | -- |
| Second Quarter | |
| Cal TD - Boateng 11 pass from Riley (Seawright kick), 1:11 | 6-58, 1:07 |
| Third Quarter | |
| Cal TD - Thompson 73 punt return (Seawright kick), 12:53 | -- |
| Fourth Quarter | |
| Cal TD - Ross 14 pass from Longshore (Seawright kick), 9:17 | 8-90, 3:04 |
| CSU TD - Masure 1 run (Smith kick), 5:14 | 7-60, 4:03 |
| Cal TD - Morrah 16 pass from Longshore (Seawright kick), 2:03 | 6-61, 3:06 |

TEAM STATISTICS

| | CSU | Cal |
|-----------------------------|---------|---------|
| First Downs | 19 | 20 |
| Rush. Yards (net) | 125 | 189 |
| Passing Yards (net) | 226 | 159 |
| Passes Att-Comp-Int | 18-36-3 | 15-26-0 |
| Total Offense (Plays-Yards) | 82-351 | 56-348 |
| Fumble Returns-Yards | 0 | 0 |
| Punt Returns-Yards | 0 | 6-187 |
| Kickoff Returns-Yards | 4-58 | 2-70 |
| Interception Returns-Yards | 0 | 3-46 |
| Punts (Number-Avg) | 7-40.4 | 4-43.0 |
| Fumbles-Lost | 0 | 3-2 |
| Penalties-Yards | 4-30 | 4-25 |
| Possession Time | 36:03 | 23:57 |
| Third-Down Conversions | 7-19 | 6-11 |
| Fourth-Down Conversions | 1-3 | 0 |
| Red-Zone Scores-Chances | 1-3 | 3-4 |
| Sacks By: Number-Yards | 0 | 4-32 |

INDIVIDUAL STATISTICS

California

Rushing: Best 11-85; Vereen 12-75; Slocum 4-35; Ross 1(-1); Team 1(-2); Riley 1(-3)

Passing (C-A-TD-INT-Yds): Riley 6-13-0-0-59; Longshore 9-13-2-0-100

Receiving: Best 3-27; Cunningham 2-24; Morrah 2-23 TD; Vereen 2-19; Tucker 1-29; Ross 1-14 TD; Boateng 1-11 TD; Young 1-4; Calvin 1-4; Ta'ufo'ou 1-4

Tackles: Thompson 5-4 QS TFL; Mohamed 3-6; Conte 4-4 2 PBU; Hagan 3-4 TFL INT PBU; E. Young 2-5 QS TFL; Felder 2-5 QS 2 TFL; Williams 2-4 TFL; B. Johnson 2-4 INT; Follett 2-3 2 TFL; Bishop 2-2; Owusu 2-2; Browner 1-3 QS TFL; Alualu 1-3 QS 2 TFL

Colorado State

Rushing: Johnson 15-63; Bell 13-35; Masure 7-27 TD; Kubiak 3-18; Borcky 2-2; Farris 6(-20)

Passing (C-A-TD-INT-Yds): Farris 12-25-0-2-96; Kubiak 6-9-0-0-130; Bell 0-1-0-1-0


Receiving: Masure 4-30; Greer 3-95; Gardner 3-20; Morton 2-45; Sperry 2-16; Bell 2-11; Johnson 1-5; Puga 1-4

Tackles: Pagnotta 6-2 FF PBU; Sisson 4-3 TFL; Kubiak 3-4 FF; Thomas 2-5 PBU; Oppenheer 2-2 PBU; Brewer 2-2; Horinek 1-3 TFL

2008 GAME SUMMARIES 5-6

Arizona State at California

Oct. 4, 2008 • TV: ABC • Attendance: 58,302



BERKELEY - Nate Longshore passed for 198 yards and three touchdowns in his return to the starting lineup, and California (4-1, 2-0 Pac-10) held off Arizona State in the second half of a 24-14 victory Saturday.

The Golden Bears opened the game with a 14-play drive that resulted in a 21-yard David Seawright field goal. Then after forcing an ASU fumble, Cal drove 41 yards in five plays, capped by a 19-yard TD pass from Longshore to LeReyille Cunningham for a 10-0 lead.

A 22-yard touchdown toss to Cameron Morrah gave the Bears a 17-0 advantage early in the second quarter before the Sun Devils got on the board with a touchdown to narrow

their gap to 10 points.

The teams traded touchdowns in the third quarter to complete the scoring, giving Cal its fifth win over ASU in the last six meetings.

The Bears did enough to overcome the absence of injured Jahvid Best, the Bears' top rusher and receiver, as Shane Vereen rushed for 93 yards and caught five passes for 51 more in Best's place.

ASU QB Rudy Carpenter was limited to 165 yards passing and was intercepted twice, while the Sun Devils were held to just 71 yards on the ground.

Defensively, Cal forced 3 turnovers (2 interceptions, 1 fumble recovery) and recorded 3 sacks. Junior defensive back Syd'Quan Thompson had a season-best 4 pass break-ups, while Darian Hagan recorded a game-high 8 tackles and had his first career fumble recovery.

| Score by Quarters | 1 | 2 | 3 | 4 | OT | Score |
|-------------------|----|---|---|---|----|-------|
| Arizona State | 0 | 7 | 7 | 0 | - | 14 |
| California | 10 | 7 | 7 | 0 | - | 24 |

SCORING SUMMARY

| First Quarter | Drive |
|---|-------------|
| Cal - 21 FG Seawright (9:35) | 14-67, 5:25 |
| Cal - TD Cunningham 19 pass from Longshore (Seawright kick), 5:16 | 5-41, 3:10 |
| Second Quarter | |
| Cal - TD Morrah 22 pass from Longshore (Seawright kick), 12:28 | 5-80, 2:25 |
| ASU - TD Williams 30 pass from Carpenter (Weber kick), 7:26 | 10-70, 4:56 |
| Third Quarter | |
| Cal - TD Boateng 19 pass from Longshore (Seawright kick), 7:44 | 3-30, 1:20 |
| ASU - TD Herring 8 run (Weber kick), 0:18 | 14-68, 7:18 |

TEAM STATISTICS

| | ASU | Cal |
|-----------------------------|---------|---------|
| First Downs | 16 | 18 |
| Rush. Yards (net) | 71 | 79 |
| Passing Yards (net) | 165 | 198 |
| Passes Att-Comp-Int | 20-35-2 | 17-28-1 |
| Total Offense (Plays-Yards) | 67-236 | 61-277 |
| Fumble Returns-Yards | 0-0 | 0-0 |
| Punt Returns-Yards | 3-57 | 4-25 |
| Kickoff Returns-Yards | 5-80 | 3-52 |
| Interception Returns-Yards | 1-25 | 2-5 |
| Punts (Number-Avg) | 7-43.3 | 7-47.4 |
| Fumbles-Lost | 4-1 | 1-0 |
| Penalties-Yards | 7-45 | 4-33 |
| Possession Time | 30:37 | 29:23 |
| Third-Down Conversions | 4-16 | 2-10 |
| Fourth-Down Conversions | 1-1 | 0-0 |
| Red-Zone Scores-Chances | 1-1 | 3-3 |
| Sacks By: Number-Yards | 1-4 | 3-22 |

INDIVIDUAL STATISTICS

California

Rushing: Vereen 27-93; Longshore 1(-4); Ross 2(-4); Team 3(-6)

Passing (C-A-TD-INT-Yds): Longshore 17-28-3-1-198

Receiving: Vereen 5-51; Boateng 3-51 TD; Cunningham 3-42 TD; Morrah 3-29 TD; Calvin 1-18; Smith 1-6; Ta'ufu'ou 1-1

Tackles: Nolan 5-3 TFL PBU; Wooten 4-3; Goethel 3-4 TFL PBU; Guy 2-4 QS 4 TFL; Bolden 4-1; Nixon 2-3 TFL INT; Floyd 2-2; Smith 1-3 TFL

Arizona State

Rushing: Nance 11-39; Herring 14-37 TD; DeWitty 3-12; Carpenter 4(-17)


Passing (C-A-TD-INT-Yds): Carpenter 20-35-1-2-165

Receiving: McGaha 6-52; Jones 5-50; Williams 2-39 TD; Pettes 2-13; DeWitty 2-4; Taylor 1-4; Nance 1-3; Herring 1-0

Tackles: Hagan 7-1 TFL FR PBU; Jordan 5-3 2 QS 3 TFL FF; Johnson 3-4 FF; Felder 3-3 TFL FF; Follett 4-1 QS TFL FF; Mohamed 2-3; Young 1-4; Williams 2-2 PBU; Hill 0-4

California at Arizona

Oct. 18, 2008 • TV: CSNCA • Attendance: 48,372



TUCSON, Ariz. - Freshman Keola Antolin ran for 149 yards and three touchdowns, and Arizona rallied from a 10-point halftime deficit to beat No. 25 California 42-27.

Cal grabbed an early lead when it turned a fumble by Nic Grigsby into seven points when Nate Longshore hit Verran Tucker for a 2-yard touchdown pass in the first quarter.

After trailing 14-7, Cal tied the score at 14 on Jahvid Best's 67-yard scamper midway through the second quarter. The Bears pushed their lead to 21-14 when Longshore found Cameron Morrah, who made an acrobatic 18-yard touchdown snare in the back of the end zone, late in the second quarter, before a Giorgio Tavecchio field goal with three seconds left gave them a 10-point lead at intermission.

Arizona responded with 28 third-quarter points to take a 42-27 lead. The big play was a 59-yard burst down the right sideline by Antolin, Arizona's longest run from scrimmage this year. That set the Wildcats up at the Cal 3. Two plays later, Antolin scored from a yard out to put Arizona ahead for good at 28-27.

Best started at tailback after missing the Arizona State game with a dislocated left elbow. He finished with 107 yards on the ground and caught four passes for 33 yards.

| Score by Quarters | 1 | 2 | 3 | 4 | OT | Score |
|-------------------|---|----|----|---|----|-------|
| California | 7 | 17 | 3 | 0 | - | 27 |
| Arizona | 0 | 14 | 28 | 0 | - | 42 |

SCORING SUMMARY

| First Quarter | Drive |
|--|------------|
| Cal - TD Tucker 2 pass from Longshore (Tavecchio kick), 9:19 | 5-43, 2:51 |
| Second Quarter | |
| ARZ - TD Antolin 20 run (Bondzio kick), 14:13 | 9-67, 4:25 |
| ARZ - TD Antolin 11 run (Bondzio kick), 12:35 | 2-47, 0:29 |
| Cal - TD Best 67 run (Tavecchio kick), 7:51 | 1-67, 0:13 |
| Cal - TD Morrah 18 pass from Longshore (Tavecchio kick), 3:34 | 6-59, 3:37 |
| Cal - 42 FG Tavecchio (0:03) | 5-21, 0:25 |
| Third Quarter | |
| ARZ - TD Thomas 56 pass from Tuitama (Bondzio kick), 13:14 | 4-81, 1:41 |
| Cal - 40 FG Tavecchio (9:20) | 5-21, 1:23 |
| ARZ - TD Antolin 1 run (Bondzio kick), 6:33 | 7-77, 2:42 |
| ARZ - TD Ross, D 21 INT return (Bondzio kick), 6:16 | -- |
| ARZ - TD Gronkowski, R 35 pass from Tuitama (Bondzio kick), 1:29 | 6-59, 3:04 |

TEAM STATISTICS

| | Cal | UA |
|-----------------------------|---------|---------|
| First Downs | 18 | 17 |
| Rush. Yards (net) | 110 | 179 |
| Passing Yards (net) | 315 | 225 |
| Passes Att-Comp-Int | 25-56-2 | 16-27-1 |
| Total Offense (Plays-Yards) | 79-425 | 68-404 |
| Fumble Returns-Yards | 0-0 | 0-0 |
| Punt Returns-Yards | 4-58 | 3-43 |
| Kickoff Returns-Yards | 4-85 | 6-96 |
| Interception Returns-Yards | 1-15 | 2-30 |
| Punts (Number-Avg) | 8-45.4 | 8-46.2 |
| Fumbles-Lost | 1-0 | 2-1 |
| Penalties-Yards | 6-49 | 0-0 |
| Possession Time | 29:02 | 29:32 |
| Third-Down Conversions | 2-15 | 3-13 |
| Fourth-Down Conversions | 1-3 | 0-1 |
| Red-Zone Scores-Chances | 2-2 | 3-3 |
| Sacks By: Number-Yards | 3-3 | 6-6 |

INDIVIDUAL STATISTICS

California

Rushing: Best 16-107 TD; Vereen 4-23; Riley 2(-5); Longshore 1(-15)

Passing (C-A-TD-INT-Yds): Longshore 18-37-2-1-218; Riley 7-19-0-1-97

Receiving: Young 6-55; Tucker 4-68 TD; Best 4-33; Morrah 3-60 TD; Ross 3-56; Boateng 2-31; Cunningham 2-8; Vereen 1-4

Tackles: Mohamed 7-1; Follett 6-1 QS TFL; Ezell 5-2 FR; Felder 5-2 TFL INT; B. Johnson 6-0; Williams 6-0 QS 2 TFL; E. Young 4-0 FF

Arizona

Rushing: Antolin 21-149 3 TD; Smith 7-18; Thomas 3-14; Grigsby 1-13; Turner 1-12; Team 3(-3); Tuitama 5(-24)

Passing (C-A-TD-INT-Yds): Tuitama 16-27-2-1-225


Receiving: Thomas 6-104 TD; Gronkowski 6-91 TD; Dean 2-21; Antolin 1-9; Smith 1-0

Tackles: Hundley 7-1 TFL 2 PBU; Ness 6-2 TFL 3 PBU; Reed 5-0 2 QS 2 TFL FF; Kelley 4-0; Nelson 4-0 TFL PBU

2008 GAME SUMMARIES 7-8

UCLA at California

Oct. 25, 2008 • TV: ABC • Attendance: 64,653



BERKELEY - Kevin Riley threw a 53-yard touchdown pass to Nyan Boateng on a flea-flicker in the fourth quarter, and Mike Mohamed returned an interception 19 yards for a score 19 seconds later in California's 41-20 victory over UCLA.

After taking a four-point lead into the fourth quarter, the Golden Bears (5-2, 3-1 Pac-10) turned it into a rout with 24 straight points, keeping them unbeaten at Memorial Stadium this season.

Cal's defense registered four interceptions, including Marcus Ezeff's early 69-yard TD return. Mohamed then essentially sealed the win when the linebacker grabbed a tipped pass and dived to stretch the ball over the corner of the goal line. The last time Cal returned two interceptions for touchdowns was against Arizona State on Sept. 23, 2006.

The Bears also limited UCLA to just 16 yards rushing - lowest for a Cal opponent since Stanford also managed 16 yards against the Bears in 2005.

Jahvid Best rushed for 115 yards and a score, while Riley passed for 153 yards and two TDs in his return to the starting lineup. It was Best's fourth 100-yard rushing performance of the season.

Shane Vereen's 99 yards rushing included a 56-yard romp in the closing moments for Cal.

| Score by Quarters | 1 | 2 | 3 | 4 | OT | Score |
|-------------------|---|----|---|----|----|-------|
| UCLA | 0 | 10 | 3 | 7 | - | 20 |
| California | 3 | 14 | 0 | 24 | - | 41 |

SCORING SUMMARY

| First Quarter | Drive |
|--|-------------|
| Cal - 26 FG Tavecchio (9:50) | 10-32, 4:57 |
| Second Quarter | |
| UCLA - TD Love 10 yard blocked punt return (Forbath kick), 14:56 | -- |
| Cal - TD Best 34 run (Tavecchio kick), 12:04 | 11-53, 4:39 |
| Cal - TD Ezeff 69 INT return (Tavecchio kick), 7:59 | -- |
| UCLA - 38 FG Forbath (00:08) | 5-34, 1:34 |
| Third Quarter | |
| Cal - 42 FG Tavecchio (12:26) | 11-53, 4:39 |
| Cal - TD Boateng 53 pass from Riley (Tavecchio kick), 9:48 | 1-53, :09 |
| Cal - TD Mohamed 19 INT return (Tavecchio kick), 9:29 | -- |
| Cal - TD Morrah 10 pass from Riley (Tavecchio kick), 1:55 | 4-69, 2:14 |
| UCLA - TD Johnson 9 pass from Forcier (Forbath kick), 1:36 | 2-9, :08 |

TEAM STATISTICS

| | UCLA | Cal |
|-----------------------------|---------|---------|
| First Downs | 11 | 18 |
| Rush. Yards (net) | 16 | 232 |
| Passing Yards (net) | 237 | 153 |
| Passes Att-Comp-Int | 19-41-4 | 11-22-0 |
| Total Offense (Plays-Yards) | 63-253 | 64-385 |
| Fumble Returns-Yards | 0-0 | 0-0 |
| Punt Returns-Yards | 2-45 | 3-14 |
| Kickoff Returns-Yards | 7-203 | 3-79 |
| Interception Returns-Yards | 0-0 | 4-106 |
| Punts (Number-Avg) | 6-50.2 | 7-33.6 |
| Fumbles-Lost | 0-0 | 1-0 |
| Penalties-Yards | 10-74 | 8-65 |
| Possession Time | 25:35 | 34:25 |
| Third-Down Conversions | 5-17 | 4-13 |
| Fourth-Down Conversions | 0-1 | 0-0 |
| Red-Zone Scores-Chances | 3-4 | 2-3 |
| Sacks By: Number-Yards | 3-20 | 3-24 |

INDIVIDUAL STATISTICS

California

Rushing: Best 17-105 TD; Vereen 14-99; Slocum 5-34; Tau'ufo'ou 1-0; Team 1(-3); Riley 4(-13)

Passing (C-A-TD-INT-Yds): Riley 11-22-2-0-153

Receiving: Ross 3-44; Boateng 2-67 TD; Morrah 2-5 TD; Tucker 1-17; Vereen 1-12; Best 1-4; Young 1-4

Tackles: Thompson 8-2 TFL 2 PBU; Mohamed 9-0 QS 2 TFL INT; Alualu 2-4 2 QS 2 TFL 2 PBU; Follett 3-2; Jordan 2-2 TFL; Felder 0-4 TFL; Ezeff 2-1 2 INT

UCLA

Rushing: Coleman 4-6; Forcier 1-6; Austin 1-5; Bell 6-5; Embree 1-1; Moline 1-0; Craft 8(-7)

Passing (C-A-TD-INT-Yds): Craft 17-35-0-4-206; Forcier 1-5-0-1-9; Perez 1-1-0-0-22

Receiving: Embree 5-90; Johnson 5-47 TD; Everett 2-29; Moya 2-19; Bell 2-10; Viney 1-22; Rosairo 1-14; Austin 1-6

Tackles: Moore 5-4 PBU; Bosworth 3-4 2 QS 3 TFL; Carter 1-6; Jones 4-2; Price 4-1 QS 3 TFL; Verner 2-3 4 PBU; Norris 4-0 1 TFL FF; Lockett 1-3 TFL

Oregon at California

Nov. 1, 2008 • TV: ABC • Attendance: 61,432



BERKELEY - Matt Russi recovered Oregon's fumble on a punt return to set up Shane Vereen's 2-yard touchdown run with 8:57 to play, and California persevered through a steady rain for a 26-16 victory over the 23rd-ranked Ducks.

Nate Longshore stepped in for injured Kevin Riley (concussion) and passed for 136 yards for the Golden Bears (6-2, 4-1 Pac-10), who stayed in the thick of the conference race with their fourth victory in their last five meetings with Oregon.

Cal benefitted from two Duck turnovers that allowed the Bears to make mercifully short scoring drives in miserable conditions at Memorial Stadium.

Quarterback Jeremiah Masoli rushed for 97 yards but passed for just 44 for Oregon (6-3, 4-2), and Jeremiah Johnson rushed for 117 yards and a score. The Ducks actually made fewer mistakes than Cal in the muck, but Jairus Byrd's fumbled punt and Masoli's interception in the closing seconds of the first half set up the Bears for easy touchdown drives.

Jeremy Ross and Nyan Boateng caught touchdown passes for Cal. Jahvid Best rushed for 93 yards, but also had two of Cal's four fumbles.

Oregon took an early first-quarter lead, but missed the extra point on a botched snap. After Cal responded with a 71-yard drive to take a 7-6 edge, the Ducks handed the Bears a safety when a punt snap flew over the punter's arms and through the end zone.

| Score by Quarters | 1 | 2 | 3 | 4 | OT | Score |
|-------------------|---|---|----|---|----|-------|
| Oregon | 6 | 0 | 10 | 0 | - | 16 |
| California | 9 | 7 | 3 | 7 | - | 26 |

SCORING SUMMARY

| First Quarter | Drive |
|---|-------------|
| Ore - TD Masoli 17 run (kick failed, fumbled hold), 12:36 | 4-46, 1:04 |
| Cal - TD Ross 22 pass from Riley (Tavecchio kick), 9:15 | 9-71, 3:16 |
| Cal - Team safety (6:14) | -- |
| Second Quarter | |
| Cal - TD Boateng 2 pass from Longshore (Tavecchio kick), 0:18 | 2-3, 0:16 |
| Third Quarter | |
| Ore - 39 FG Evensen (11:00) | 10-48, 3:55 |
| Cal - 33 FG Tavecchio (7:57) | 8-58, 2:58 |
| Ore - TD Johnson 17 run (Evensen kick), 3:49 | 3-55, 0:33 |
| Fourth Quarter | |
| Cal - TD Vereen 2 run (Tavecchio kick), 8:57 | 2-6, 1:10 |

TEAM STATISTICS

| | Ore | Cal |
|-----------------------------|---------|---------|
| First Downs | 21 | 16 |
| Rush. Yards (net) | 206 | 132 |
| Passing Yards (net) | 84 | 216 |
| Passes Att-Comp-Int | 11-32-2 | 20-39-1 |
| Total Offense (Plays-Yards) | 82-290 | 79-348 |
| Fumble Returns-Yards | 0-0 | 0-0 |
| Punt Returns-Yards | 2(-7) | 3-12 |
| Kickoff Returns-Yards | 4-62 | 5-96 |
| Interception Returns-Yards | 1-0 | 2-60 |
| Punts (Number-Avg) | 6-47.7 | 7-39.1 |
| Fumbles-Lost | 1-1 | 4-4 |
| Penalties-Yards | 4-36 | 9-85 |
| Possession Time | 25:12 | 34:48 |
| Third-Down Conversions | 4-18 | 7-19 |
| Fourth-Down Conversions | 1-5 | 1-2 |
| Red-Zone Scores-Chances | 2-4 | 3-4 |
| Sacks By: Number-Yards | 1-5 | 2-10 |

INDIVIDUAL STATISTICS

California

Rushing: Best 16-93; Vereen 21-67 TD; Team 1(-2); Longshore 2(-20)

Passing (C-A-TD-INT-Yds): Longshore 13-27-1-0-136; Riley 7-12-1-1-80

Receiving: Tucker 6-83; Vereen 4-25; Boateng 3-56 TD; Ross 2-38 TD; Best 2-2; Morrah 1-5; Young 1-4; Tau'ufo'ou 1-3

Tackles: Mohamed 10-4; Follett 8-3 QS 3 TFL PBU; Jordan 4-6 QS 3 TFL; Williams 4-4 INT 2 PBU; Thompson 1-7 2 TFL; Hagan 4-2 TFL 3 PBU; Ezeff 3-2 2 PBU

Oregon

Rushing: Johnson 20-117 TD; Masoli 21-97 TD; Scott 1-15; Roper 2-5; Blount 4-1; Team 2(-29)

Passing (C-A-TD-INT-Yds): Masoli 7-21-0-2-44; Roper 4-11-0-0-40


Receiving: Scott 3-35; Williams 3-23; Davis 2-15; Byrd 1-7; Dickson 1-4; Maehl 1-0

Tackles: Ward 8-2 2 FF PBU; Thurmond 7-3 2 TFL PBU; Matthews 4-5 2 TFL PBU; Paysinger 2-5 TFL INT; Byrd 5-1; Boyd 3-3

2008 GAME SUMMARIES 9-10

California at USC

Nov. 8, 2008 • TV: ABC • Attendance: 88,523



Los Angeles - Mark Sanchez threw two touchdown passes, and No. 7 USC's defense kept No. 21 California's offense out of the end zone for a 17-3 victory.

The win was the sixth straight for the Trojans (8-1, 6-1 Pac-10), while their Bears saw their winning streak end at two. The Trojans came in averaging 40.25 points and tied their season low with the 17-point output.

Nate Longshore made his third start of the season at quarterback for the Bears, but was replaced at halftime after completing 11-of-15 passes for 79 yards. He was sacked only once despite being under constant pressure.

Kevin Riley completed 4-of-16 passes for 59 yards with one interception in relief and was sacked three times in the second half.

After USC opened the scoring with a field goal on its first possession of the game, Cal tied the score mid way through the second quarter on a 35-yard boot from Giorgio Tavecchio that capped a 12-play, 63-yard drive.

Down 10-3 at the half, the Bears nearly tied the score on an apparent TD pass from Riley to Shane Vereen, but the play was called back for an illegal man downfield. Overall, Cal committed eight penalties for 50 yards, while USC was whistled 10 times for 105 yards.

The Bears sacked Sanchez three times in the contest after the Trojans entered the game having allowed just nine sacks in their first eight games of the fall.

| Score by Quarters | 1 | 2 | 3 | 4 | OT | Score |
|-------------------|---|---|---|---|----|-------|
| California | 0 | 3 | 0 | 0 | - | 3 |
| USC | 3 | 7 | 0 | 7 | - | 17 |

SCORING SUMMARY

| First Quarter | Drive |
|---|-------------|
| USC - 27 FG Buehler (10:04) | 8-56, 2:55 |
| Second Quarter | |
| Cal - 35 FG Tavecchio (8:21) | 12-63, 8:10 |
| USC - TD Turner 19 pass from Sanchez (Buehler kick), 5:01 | 6-70, 3:13 |
| Fourth Quarter | |
| USC - TD Johnson 5 pass from Sanchez (Buehler kick), 2:59 | 13-73, 4:49 |

TEAM STATISTICS

| | Cal | USC |
|-----------------------------|---------|---------|
| First Downs | 13 | 22 |
| Rush. Yards (net) | 27 | 173 |
| Passing Yards (net) | 138 | 238 |
| Passes Att-Comp-Int | 15-31-1 | 18-30-0 |
| Total Offense (Plays-Yards) | 57-165 | 66-411 |
| Fumble Returns-Yards | 0-0 | 0-0 |
| Punt Returns-Yards | 1-21 | 4-23 |
| Kickoff Returns-Yards | 2-42 | 1-20 |
| Interception Returns-Yards | 0-0 | 1-3 |
| Punts (Number-Avg) | 7-40.3 | 5-27.6 |
| Fumbles-Lost | 0-0 | 4-1 |
| Penalties-Yards | 8-50 | 10-105 |
| Possession Time | 30:48 | 29:12 |
| Third-Down Conversions | 5-14 | 4-11 |
| Fourth-Down Conversions | 0-1 | 0-1 |
| Red-Zone Scores-Chances | 0-0 | 2-2 |
| Sacks By: Number-Yards | 3-16 | 4-34 |

INDIVIDUAL STATISTICS

California

Rushing: Best 13-30; Ta'ufu'ou 1-21; Ross 1-5; Vereen 5-3; Riley 4(-14); Longshore 2(-18)

Passing (C-A-TD-INT-Yds): Riley 4-16-0-1-59; Longshore 11-15-0-0-79

Receiving: Boateng 4-43; Tucker 3-40; Best 3-15; Ross 2-14; Morrah 1-20; Ta'ufu'ou 1-4; Vereen 1-2

Tackles: Felder 8-2; Ezeff 5-3; B. Johnson 7-0 PBU; Mohamed 5-2 QS TFL; Jordan 5-1 QS TFL; Follett 4-1 TFL FF; Thompson 3-0

USC

Rushing: Gable 10-79; Johnson 14-60; McKnight 7-51; Havili 1-4; Sanchez 4(-21)

Passing (C-A-TD-INT-Yds): Sanchez 18-29-2-0-238

Receiving: Williams 4-67; McCoy 4-53; Havili 3-27; McKnight 3-25; Turner 2-35 TD; Ellison 1-25; Johnson 1-6 TD

Tackles: Maulaluga 7-3; Cushing 6-3 QS 2 TFL; Mays 4-1 4 PBU; Harris 1-4 TFL 2 PBU; Pinkard 1-3 INT

California at Oregon State

Nov. 15, 2008 • TV: ABC • Attendance: 45,969



Corvallis, Ore. - Lyle Moevao completed 14-of-28 passes for 145 yards. Jacquizz Rodgers ran for 144 yards and a score, and James Rodgers ran 18 yards for a touchdown, as Oregon State defeated Cal, 34-21.

Kevin Riley, who grew up to the north in Portland, started for Cal and completed 11-of-25 passes for 117 yards and a score. Jahvid Best also ran for 116 yards and a TD for the Bears.

Cal jumped in front on its first series, scoring on Riley's 5-yard pass to Verran Tucker. The drive was set up by Best's 51-yard return on the opening kickoff to the OSU 41. OSU quickly answered when James Rodgers returned the ensuing kickoff 86 yards for a touchdown.

The Beavers soon made it 14-7. Sammie Stroughter returned a punt 56 yards to the Cal 2-yard line and Jacquizz Rodgers ran it in for the touchdown.

Justin Kahut added a 28-yard field goal for the Beavers in the second quarter. But the Bears narrowed their gap when Riley lateraled to Jeremy Ross, who threw a 30-yard scoring pass to Nyan Boateng to make it 17-14 going into the half.

Kahut kicked a 24-yard field goal early in the second half before James Rodgers ran 18 yards for a score to make it 27-14.

Best's 65-yard TD run narrowed it for Cal before the end of the third quarter.

Keenan Lewis sealed it for Oregon State when he intercepted Riley and ran 25 yards for a touchdown with 31 seconds to play.

| Score by Quarters | 1 | 2 | 3 | 4 | OT | Score |
|-------------------|----|---|----|---|----|-------|
| California | 7 | 7 | 7 | 0 | - | 21 |
| Oregon State | 14 | 3 | 10 | 7 | - | 34 |

SCORING SUMMARY

| First Quarter | Drive |
|---|-------------|
| Cal - TD Tucker 5 pass from Riley (Tavecchio kick), 13:05 | 4-26, 1:55 |
| OSU - TD Rodgers, James 86 kickoff return (Kahut kick), 12:54 | -- |
| OSU - TD Rodgers, Jacquizz 2 run (Kahut kick), 1:50 | 1-2, 0:03 |
| Second Quarter | |
| OSU - 28 FG Kahut (9:29) | 14-51, 6:23 |
| Cal - TD Boateng 30 pass from Ross (Tavecchio kick), 7:44 | 5-80, 1:38 |
| Third Quarter | |
| OSU - 24 FG Kahut (11:45) | 8-52, 3:15 |
| OSU - TD Rogers, James 18 run (Kahut kick), 8:06 | 3-57, 1:13 |
| Cal - TD Best 65 run (Tavecchio kick), 6:43 | 3-81, 1:16 |
| Fourth Quarter | |
| OSU - TD Lewis 25 INT return (Kahut kick), 0:31 | -- |

TEAM STATISTICS

| | Cal | OSU |
|-----------------------------|---------|---------|
| First Downs | 11 | 20 |
| Rush. Yards (net) | 85 | 194 |
| Passing Yards (net) | 147 | 145 |
| Passes Att-Comp-Int | 12-27-1 | 14-28-1 |
| Total Offense (Plays-Yards) | 57-232 | 70-339 |
| Fumble Returns-Yards | 0-0 | 0-0 |
| Punt Returns-Yards | 2-11 | 3-61 |
| Kickoff Returns-Yards | 7-131 | 3-117 |
| Interception Returns-Yards | 1-20 | 1-25 |
| Punts (Number-Avg) | 8-40.8 | 6-38.5 |
| Fumbles-Lost | 2-1 | 3-0 |
| Penalties-Yards | 5-49 | 7-60 |
| Possession Time | 25:14 | 34:46 |
| Third-Down Conversions | 2-13 | 4-13 |
| Fourth-Down Conversions | 0-1 | 0-0 |
| Red-Zone Scores-Chances | 1-1 | 4-5 |
| Sacks By: Number-Yards | 1-5 | 5-46 |

INDIVIDUAL STATISTICS

California

Rushing: Best 15-116 TD; Vereen 6-16; Ross 1(-2); Williams 1(-2); Team 1(-2); Riley 6(-41)

Passing (C-A-TD-INT-Yds): Riley 11-25-1-1-117; Ross 1-1-1-0-30

Receiving: Ross 3-30; Tucker 3-28 TD; Cunningham 2-45; Boateng 2-36 TD; Ta'ufu'ou 1-5; Vereen 1-3

Tackles: Follett 6-4 TFL PBU; Johnson, B 2-5; Felder 1-6; Alualu 0-6; Jordan 3-2 TFL; Mohamed 2-3; Thompson 2-3 2 TFL INT; Hagan 3-1; Ezeff 0-4

OSU

Rushing: Rodgers, Jacquizz 27-144 TD; Rodgers, James 3-22 TD; Stroughter 1-21; McCants 7-8; Moevao 3-0; Johnson 1(-1)

Passing (C-A-TD-INT-Yds): Moevao 14-28-0-1-145


Receiving: Rodgers, James 6-50; Morales 2-41; Stroughter 2-32; Croom 2-10; Camp 1-7; Rodgers, Jacquizz 1-5

Tackles: Laybourn 5-3 PBU; Butler 5-2 1.5 QS 1.5 TFL; Paea 3-3 QS 2 TFL; Hughes 2-3 TFL; Kristick 2-3 TFL PBU; Roberson 1-4 QS TFL FF; Afalava 3-1 PBU

2008 GAME SUMMARIES 11-12

Stanford at California

Nov. 22 2008 • TV: ABC • Attendance: 70,086



BERKELEY - Jahvid Best rushed for 201 yards and scored three TDs in the second half, and Cal kept Stanford out of the postseason with a 37-16 victory in the 111th Big Game.

Kevin Riley threw three touchdown passes for the Bears, who scored 27 straight points after halftime to beat the Cardinal for the sixth time in seven meetings.

Tailback Shane Vereen and tight end Cameron Morrah caught scoring passes from Riley, and Best got credit for another TD catch on a hook-and-lateral play from Verran Tucker. Cal pulled away with four consecutive touchdowns in the first 16 minutes of the second half.

Best, who had scoring runs of 45 and 3 yards, became Cal's seventh consecutive 1,000-yard rusher under Tedford, who has beaten Stanford more times than any Cal coach except Pappy Waldorf.

Tavita Pritchard passed for 306 yards with two interceptions for the Cardinal. Stanford managed 435 total yards, more than any other Cal opponent this season, but didn't score a touchdown until the fourth quarter.

Stanford trailed 10-3 at halftime despite controlling much of the first half, and the Bears' offense quickly took charge. Best's 6-yard TD run early in the fourth quarter put Cal up 37-3.

Anthony Felder registered 13 tackles for the Bears, while Zack Follett had 10, including 2.5 quarterback sacks. In addition, Marcus Ezeff, Mike Mohamed and Eddie Young each picked off one Stanford pass to raise Cal's season total to 21 interceptions.

| Score by Quarters | 1 | 2 | 3 | 4 | OT | Score |
|-------------------|---|---|----|----|----|-------|
| Stanford | 0 | 3 | 0 | 13 | - | 16 |
| California | 3 | 7 | 20 | 7 | - | 37 |

SCORING SUMMARY

| First Quarter | Drive |
|---|-------------|
| Cal - 28 FG Tavecchio (10:34) | 6-69, 1:56 |
| Second Quarter | |
| Cal - TD Vereen 59 pass from Riley (Tavecchio kick), 4:10 | 6-90, 3:09 |
| Stan - 20 FG Zagory (0:07) | 12-72, 3:58 |
| Third Quarter | |
| Cal - TD Morrah 1 pass from Riley (Tavecchio kick), 11:58 | 6-28, 0:05 |
| Cal - TD Best 14 pass from Riley (Tavecchio kick), 9:55 | 2-50, 0:37 |
| Cal - TD Best 3 run (Longshore pass failed), 7:52 | 2-48, 0:32 |
| Fourth Quarter | |
| Cal - TD Best 45 run (Tavecchio kick), 14:01 | 2-53, 0:53 |
| Stan - TD Baldwin 34 pass from Pritchard (Zagory kick), 11:51 | 6-62, 2:05 |
| Stan - TD Gerhart 10 run (kick failed), 9:14 | 8-54, 2:37 |

TEAM STATISTICS

| | Stanford | Cal |
|-----------------------------|----------|--------|
| First Downs | 23 | 17 |
| Rush. Yards (net) | 123 | 287 |
| Passing Yards (net) | 312 | 101 |
| Passes Att-Comp-Int | 23-38-3 | 7-12-1 |
| Total Offense (Plays-Yards) | 75-435 | 50-388 |
| Fumble Returns-Yards | 0-0 | 0-0 |
| Punt Returns-Yards | 0-0 | 1-6 |
| Kickoff Returns-Yards | 5-102 | 0-0 |
| Interception Returns-Yards | 0-0 | 3-27 |
| Punts (Number-Avg) | 4-34.0 | 4-60.2 |
| Fumbles-Lost | 1-1 | 0-0 |
| Penalties-Yards | 7-54 | 3-25 |
| Possession Time | 33:29 | 26:31 |
| Third-Down Conversions | 4-13 | 3-9 |
| Fourth-Down Conversions | 2-3 | 1-1 |
| Red-Zone Scores-Chances | 2-4 | 4-5 |
| Sacks By: Number-Yards | 1-15 | 4-31 |

INDIVIDUAL STATISTICS

California

Rushing: Best 19-201 2 TD; Vereen 12-56; Ross 2-43; Ta'ufu'ou 1-4; Boateng 1-0; Team 1(-2); Riley 2(-15)

Passing (C-A-TD-INT-Yds): Riley 7-11-3-1-101

Receiving: Best 3-35 TD; Vereen 1-59 TD; Riley 1-6; Morrah 1-1 TD; Tucker 1-0

Tackles: Felder 5-8; Follett 5-5 2.5 QS 5 TFL; Alualu 2-6 TFL FF; Ezeff 3-4 INT PBU; Williams 0-7 PBU; Thompson 3-3 PBU; Catouse 3-2 PBU; Mohamed 3-2 INT; Conte 1-4

Stanford

Rushing: Gerhart 19-103 TD; Kimble 8-29; Catron 1-4; Howell 1-2; Pritchard 8(-15)

Passing (C-A-TD-INT-Yds): Pritchard 22-37-1-3-306; Loukas 1-2-0-0-6

Receiving: Whalen 5-70; Fleener 4-75; Baldwin 3-63 TD; Kimble 3-32; Howell 2-23; Gunder 2-22; Gerhart 2-14; Catron 1-7; Reuland 1-6

Tackles: Osaisai 3-4 TFL; McNally 4-2 INT; Maynor 3-2; Powers 1-4; Amajoyi 1-4; Kris Evans 2-2; McAndrew 2-2

Washington at California

Dec. 6, 2008 • TV: FSN • Attendance: 50,038



BERKELEY - California tailback Jahvid Best rushed for a school-record 311 yards - the fourth-highest total in Pac-10 history - as the Golden Bears cruised over winless Washington, 48-7, in the teams' regular-season finale.

Best increased his year's output to 1,394 yards, which ranks fourth on the school's season record list. Against the Huskies, he had touchdown runs of 60 and 84 yards to give him seven rushes of 60 or more yards this season. It was also the third 200-yard rushing game for him in 2008. Best is the only Cal player to ever rush for 200 or more yards three times.

Best's four touchdowns tied the modern-day school record for rushing touchdowns in a single game.

Nate Longshore threw a touchdown pass in his final home game - the 50th of his career - and Cal's defense created four turnovers as the Bears finished unbeaten in seven games at Memorial Stadium this season.

Best had 186 yards and three TDs by halftime, scoring on runs of 60, 20 and 1 yards while passing Oregon State freshman Jacquizz Rodgers for the Pac-10 rushing lead. Best then made an 84-yard scoring run in the opening minute of the second half, jogging across the goal line with the closest Huskies puffing 10 yards behind.

Tyson Alualu led the Bear defense with a career-high 10 tackles, including two for loss and a sack.

| Score by Quarters | 1 | 2 | 3 | 4 | OT | Score |
|-------------------|----|----|----|---|----|-------|
| Washington | 0 | 3 | 7 | 0 | - | 7 |
| California | 10 | 21 | 14 | 3 | - | 48 |

SCORING SUMMARY

| First Quarter | Drive |
|---|-------------|
| Cal - TD Best 60 run (Tavecchio kick), 12:40 | 2-62, 0:53 |
| Cal - 23 FG Tavecchio (1:22) | 4-6, 1:15 |
| Second Quarter | |
| Cal - TD Best 1 run (Tavecchio kick), 8:57 | 2-8 0:43 |
| Cal - TD Best 20 run (Tavecchio kick), 7:00 | 3-57, 1:08 |
| Cal - TD Morrah 6 pass from Longshore (Tavecchio kick), 00:05 | 5-89, 0:28 |
| Third Quarter | |
| Cal - TD Best 84 run (Tavecchio kick), 13:57 | 2-83, 0:58 |
| Cal - TD Vereen 2 run (Tavecchio kick), 9:49 | 6-69, 1:54 |
| UW - TD Bean 2 run (Perkins kick), 2:50 | 16-65, 6:53 |
| Fourth Quarter | |
| Cal - 36 FG (11:33) | 5-16, 2:20 |

TEAM STATISTICS

| | Washington | Cal |
|-----------------------------|------------|---------|
| First Downs | 12 | 20 |
| Rush. Yards (net) | 104 | 431 |
| Passing Yards (net) | 96 | 118 |
| Passes Att-Comp-Int | 11-25-2 | 10-22-0 |
| Total Offense (Plays-Yards) | 69-200 | 66-549 |
| Fumble Returns-Yards | 0-0 | 1-3 |
| Punt Returns-Yards | 1-9 | 3-65 |
| Kickoff Returns-Yards | 2-121 | 9-513 |
| Interception Returns-Yards | 0-0 | 2-12 |
| Punts (Number-Avg) | 6-40 | 3-33.7 |
| Fumbles-Lost | 5-2 | 1-0 |
| Penalties-Yards | 6-51 | 4-50 |
| Possession Time | 29:50 | 30:10 |
| Third-Down Conversions | 6-17 | 4-11 |
| Fourth-Down Conversions | 0-2 | 0-11 |
| Red-Zone Scores-Chances | 1-1 | 6-7 |
| Sacks By: Number-Yards | 2-7 | 3-28 |

INDIVIDUAL STATISTICS

California

Rushing: Best 19-311 4 TD; Vereen 10-49 TD; Slocum 6-36; Riley 1-17; Mansion 2-12; Ross 1-8; Geurts 1-3; Young 1-2; Tyndall 1(-1); Longshore 1(-4)

Passing (C-A-TD-INT-Yds): Longshore 5-10-1-0-84; Riley 3-7-0-0-18; Mansion 2-4-0-0-16; Vereen 0-0-0-0

Receiving: Morrah 3-39 TD; Tucker 1-30; Vereen 1-14; Boateng 1-9; Glover 1-9; Stroud 1-7; Ross 1-5; Ta'ufu'ou 1-5

Tackles: Alualu 4-6 QS 2 TFL FF; Felder 2-7; Thompson 3-4 TFL; Williams 2-4; Young 3-2 TFL; Ezeff 3-2 PBU; Mohamed 3-1 QS TFL FF 2 FR; Follett 3-1 QS 2 TFL FF

Washington

Rushing: Griffin 24-60; Polk 3-19; Bean 5-12 TD; Goodwin 2-9; Kravitz 5-8; Dailey 1-3; Fouch 4(-7)

Passing (C-A-TD-INT-Yds): Bean 8-17-0-1-80; Fouch 3-7-0-1-16; Bruns 0-1-0-0

Receiving: Hawkins 2-43; Gottlieb 2-13; Goodwin 2-7; Aguilar 1-12; Chidiac 1-9; Middleton 1-7; Homer 1-3; Griffin 1-2

Tackles: Foster 6-7 3 TFL; Stevens 5-3 QS TFL; Williams 4-4 PBU; Te'O-Nesheim 2-5 QS 3 TFL FF; Forrester 1-4; Fogerson 3-1; Elisara 1-3; Butler 0-4

THE LAST TIME

California Team

| | |
|--|--|
| KR for TD | 90, Lavelle Hawkins vs. Louisiana Tech, 9-15-07 |
| PR for TD | 73, Syd'Quan Thompson vs. Colorado State, 9-27-08 |
| Int. Return for TD | 19, Mike Mohamed vs. UCLA, 10-25-08 |
| 50+ Points | 66 at Washington State, 9-6-08 |
| Shutout at home | vs. Arizona, 2005 (28-0) |
| Shutout at home (Pac-10) | vs. Arizona, 2005 (28-0) |
| Shutout on road | at Arizona, 2004 (38-0) |
| Shutout on road (Pac-10) | at Arizona, 2004 (38-0) |
| Overtime Game | vs. Washington, 10-21-06 (31-24) |
| 300+ yards rushing | 431 vs. Washington, 12-6-08 |
| 400+ yards rushing | 431 vs. Washington, 12-6-08 |
| <25 yards rushing | 16 at Oregon State, 2002 |
| 300+ yards passing | 423 at Maryland, 9-13-08 |
| 400+ yards passing | 423 at Maryland, 9-13-08 |
| 500+ yards passing | 503 vs. Arizona (4OT), 1996 |
| <100 yards passing | 88 at Oregon, 2005 |
| 500+ yards total offense | 549 vs. Washington, 12-6-08 |
| 600+ yards total offense | 611 vs. New Mexico State, 2004 |
| <200 yards total offense | 165 at USC, 11-8-08 |
| <150 yards total offense | 130, at Stanford, 1999 |
| Beat a Top 20 team at home | vs. No. 15 Tennessee, 9-1-07 (45-31) |
| Beat a Top 15 team at home | vs. No. 15 Tennessee, 9-1-07 (45-31) |
| Beat a Top 10 team at home | vs. No. 3 USC, 2003 (34-31 3OT) |
| Beat a Top 5 team at home | vs. No. 3 USC, 2003 (34-31 3OT) |
| Beat a Top 20 team on the road | at No. 11 Oregon, 9-29-07 (31-24) |
| Beat a Top 15 team on the road | at No. 11 Oregon, 9-29-07 (31-24) |
| Beat a Top 10 team on the road | at No. 10 Indiana, 1969 (17-14) |
| Beat a Top 5 team on the road | at No. 3 Stanford, 1951 (20-7) |
| Forced 5 TO | vs. Washington, 10-21-06 |
| Had 4 Int | 4 vs. UCLA, 10-25-08 |
| Had 5 Int | vs. Washington, 10-21-06 |
| Had 0 TO | vs. Washington, 12-6-08 |

California Individual Rushing

| | |
|-------------------------------------|---|
| Rushed for 200+ yards | 311, Jahvid Best vs. Washington, 12-6-08 |
| Had a run of 50+ yards | 60, Jahvid Best vs. Stanford, 11-22-08 |
| Had a run of 75+ yards | 84, Jahvid Best vs. Washington, 12-6-08 |
| Had 30+ rushing attempts | 31, Justin Forsett vs. USC, 11-10-07 |
| Had 35+ rushing attempts | 36, Terrell Williams at Rutgers, 2001 |
| Had 40+ rushing attempts | 46, Paul Jones vs. Washington State, 1978 |
| Had 3+ TD rushes | 4, Jahvid Best vs. Washington, 12-6-08 |

California Individual Passing

| | |
|--|---|
| Passed for 300+ yards | 423, Kevin Riley at Maryland, 9-13-08 |
| Passed for 350+ yards | 423, Kevin Riley at Maryland, 9-13-08 |
| Passed for 400+ yards | 423, Kevin Riley at Maryland, 9-13-08 |
| Passed for 500+ yards | 503, Pat Barnes vs. Arizona, 1996 (4OT) |
| Had 30+ completions | 33, Kevin Riley at Maryland, 9-13-08 |
| Had 50+ attempts | 58, Kevin Riley at Maryland, 9-13-08 |
| Completed a pass of 50+ yards | 59, Riley to Vereen vs. Stanford, 11-22-08 |
| Completed a pass of 75+ yards | 80, Rodgers to McArthur, 2004 |
| Had 4+ TD passes | 4, Nate Longshore vs. Oregon State, 9-30-06 |

California Individual Receiving

| | |
|---------------------------------------|--|
| Caught 10+ passes | 11, DeSean Jackson at Oregon, 9-29-07 |
| Had 100+ yards receiving | 138, L. Cunningham at Maryland, 9-13-08 |
| Had 150+ yards receiving | 192, Lavelle Hawkins v. Oregon St., 10-13-07 |
| Had 3+ TD catches | 3, DeSean Jackson vs. Minnesota, 9-9-06 |

California Individual Defense

| | |
|--------------------------------------|---|
| Had 15+ tackles | 16, Thomas DeCoud at Washington 11-17-07 |
| Had 20+ tackles | 22, Jerrott Willard vs. USC, 1993 |
| Had 2+ interceptions | 2, Darian Hagan vs. Washington, 12-6-08 |
| Had 5+ tackles for loss | 5, Zack Follett vs. Stanford, 11-22-08 |
| Had 4+ sacks | 4.5, Tully Banta-Cain vs. NM State, 2002 |
| Blocked a punt | Mychal Kendricks vs. Colorado State, 9-27-08 |
| Blocked a field goal | Rulon Davis at Washington State, 9-6-08 |
| Cal recorded a safety | Team vs. Oregon, 11-1-08 |

California Miscellaneous

| | |
|----------------------------------|---|
| Indv. scored 4+ TDs | 4, Jahvid Best vs. Washington, 12-6-08 |
|----------------------------------|---|

| | |
|---|--|
| Indv. punted the ball 70+ yards | 75, Bryan Anger vs. Stanford, 11-22-08 |
| Indv. kicked a 50-yd FG | 55, Tom Schneider v. Stanford 12-2-06 |
| Indv. made 3+ FG | 4, Tom Schneider vs. Stanford, 12-2-06 |
| Indv. rtded a blkld FG for a TD | Follett @ Wash. St., 9-6-08 (65 yards) |
| Indv. returned PAT for a score | Wendell Hunter at Southern Miss, 2004 (blocked kick) |
| Indv. returned a blkld punt for a TD | Nnabuife vs. CSU, 9-27-08 (30 yards) |

Opponent Team

| | |
|--|--|
| KR for TD | 86, James Rodgers at Oregon State, 11-15-08 |
| PR for TD | 81, Maurice Drew at UCLA, 2005 |
| Interception Return for TD | 25, Keenan Lewis at Oregon State, 11-15-08 |
| 50+ Points Scored | 52, Arizona, 2002 |
| Shutout at home | vs. UCLA, 1978 (45-0) |
| Shutout at home (Pac-10) | vs. UCLA, 1978 (45-0) |
| Shutout on road | at Nebraska, 1999 (45-0) |
| Shutout on road (Pac-10) | at USC, 1994 (61-0) |
| Rushed for 300+ yards | 312, Air Force, 12-31-07 |
| Rushed for <25 yards | 16, UCLA, 10-25-08 |
| Passed for 300+ yards | 312, Stanford, 11-22-08 |
| Passed for 400+ yards | 422, Washington State, 2005 |
| Passed for <100 yards | 96, Washington, 12-6-08 |
| Had 500+ yards total offense | 516, UCLA, 11-4-06 |
| Had 600+ yards total offense | 600, Washington State, 2005 |
| Had <200 yards total offense | 167, Washington State, 9-6-08 |
| Had <150 yards total offense | 147, San Jose State, 1994 |
| Forced 5 TO | Oregon, 11-1-08 |
| Had 4 Int | UCLA, 10-25-08 |
| Had 5 Int | Arizona State, 1998 |
| Had 0 TO | USC, 11-18-06 |

Opponent Individual Rushing

| | |
|--------------------------------|---|
| Rushed for 200+ yards | 224, Louis Rankin, Washington, 11-17-07 |
| Had a run of 50+ yards | 64, Kahlil Bell, UCLA, 10-20-07 |
| Had a run of 75+ yards | 94, Casey Moore, Stanford, 1999 |
| Had 30+ rushing attempts | 33, Yvenson Bernard, Oregon St., 10-13-07 |
| Had 35+ rushing attempts | 42, Yvenson Bernard, Oregon State, 2005 |
| Had 40+ rushing attempts | 42, Yvenson Bernard, Oregon State, 2005 |

Opponent Individual Passing

| | |
|--|---|
| Passed for 300+ yards | 321, Brian Hoyer, Michigan State, 8-30-08 |
| Passed for 350+ yards | 422, Alex Brink, Washington State, 2005 |
| Passed for 400+ yards | 422, Alex Brink, Washington State, 2005 |
| Had 30+ completions | 31, Dennis Dixon, Oregon, 9-29-07 |
| Had 50+ attempts | 60, Sonny Cumbie, Texas Tech, 2004 |
| Comp. a pass of 50+ yards | 52, Hoyer to Dell, Michigan State, 8-30-08 |
| Comp. a pass of 75+ yards | 80, Ainge to Meachem, Tennessee, 9-2-06 |
| Had 4 TD passes | 4, Erik Ainge, Tennessee, 9-2-06 |

Opponent Individual Receiving

| | |
|--|--|
| Caught 10 passes | 12, Mike Thomas, Arizona, 9-22-07 |
| Had 100 + yards receiving | 202, Mark Dell, Michigan State, 8-30-08 |
| Had 150 + yards receiving | 202, Mark Dell, Michigan State, 8-30-08 |
| Had 200 + yards receiving | 202, Mark Dell, Michigan State, 8-30-08 |
| Had 3 TD catches | 3, Jason Hill, Washington State, 2005 |

Opponent Defense

| | |
|----------------------------------|---|
| Had 15+ tackles | 15, Jimmy Cottrell, NM St., 2005 |
| Had 20+ tackles | 20, Chester Burnett, Arizona, 1996 (4OT) |
| Had 2 interceptions | 2, Otis Wiley, Michigan State, 8-30-08 |
| Had 5 tackles for loss | 5, Eric Manning, Oregon State, 2002 |
| Had 4 sacks | 4.5, Derrick Rodgers, Arizona State, 1996 |
| Blocked a punt | Sean Westgate, UCLA, 10-25-08 |
| Blocked a field goal | Tim McManigal, New Mexico St., 2005 |
| Recorded a safety | Team safety vs. Southern Miss, 2003 |

Miscellaneous

| | |
|--|--|
| Scored 4 touchdowns | 5, Maurice Drew at UCLA, 2005 |
| Punted the ball 60+ yards | 61, Josh Syria, Oregon, 11-1-08 |
| Kicked a 50-yd+ field goal | 52, Alexis Serna, Oregon State, 10-13-07 |
| Made 3 field goals | Ryan Harrison, Air Force, 12-31-07 |
| Returned a blkld FG for a TD | Brandon Chillar at UCLA, 2003 (65 yards) |
| Returned a PAT for a score | Corey Ivy, Oklahoma, 1997 (blocked kick) |